



Daily stories

Tables / Tavoli



Daily stories



ELECTION

ELECTION

Connubia designs furniture that brings people together – furniture that weaves bonds between lives and personal journeys, shaping the spaces where life quietly unfolds. Tables that set the scene for new encounters. Chairs that cradle secrets, holding words unspoken elsewhere. Rooms brimming with emotion. Authentic, effortlessly natural collections, ready to be part of your everyday life. Trusted companions that transform four walls into a place you can truly call home.

NS

We design products that build connections — your Daily stories.

Progettiamo prodotti che creano legami — le tue Daily stories.

Connubia disegna arredi che creano connessioni. Legami che uniscono persone e storie, dando forma agli spazi dove la vita accade. Tavoli che diventano teatro di nuovi incontri. Sedie che diventano complici di parole mai dette altrove. Stanze ricche di emozioni. Collezioni autentiche e spontanee, pronte a vivere con voi, ogni giorno. Compagni di vita che trasformano gli spazi in luoghi da chiamare casa.

Here are your homes. Lived-in spaces full of objects, movements, and life. These are spaces where people eat and work that also become places for reading and meeting. They are filled with the laughter of friends, family lunches, and the big and small stories of daily life.

Connubia's photographic mood is the result of all this: real environments that truly reflect your personality. We have embraced your lifestyle, choosing not to change anything and leaving the personality of each room intact, because that is where our furniture comes into its own. In real homes. Your homes.

Abbracciamo la bellezza della vita vera — le tue Daily stories.

Ecco a voi le vostre case. Spazi vissuti ogni giorno, pieni di oggetti, di gesti, di vita. Spazi dove si mangia e si lavora, ambienti che diventano luoghi di lettura e di incontro, dove trovano posto le risate con gli amici, i pranzi in famiglia, le grandi e piccole storie quotidiane.

Il mood fotografico di Connubia nasce da tutto questo: ambienti autentici che raccontano chi siete davvero. Abbiamo fatto nostro il vostro modo di abitare, scegliendo di non modificare nulla, di lasciare intatta la personalità di ogni stanza, perché è lì che i nostri arredi trovano la loro dimensione.

In case vere. Le vostre.

We embrace the beauty
of real life — your Daily stories.



VIV

IAL



SCIO — US

Connubia addresses the issue of sustainability with commitment and a long-term vision. With the I am Green project, we have chosen to organise all activities related to this commitment in a tangible way, acting on two complementary fronts. Firstly, there is the product: furniture made from natural and recycled materials that has been designed with the circular economy in mind.

Secondly, there is our entire corporate system, which is geared towards more responsible development, from production to distribution.

We contribute to building a sustainable future — your Daily stories.



Contribuiamo a costruire un futuro sostenibile — le tue Daily stories.

Connubia affronta il tema della sostenibilità con impegno e visione a lungo termine. Con il programma I am Green abbiamo scelto di strutturare in modo concreto tutte le attività legate a questo impegno, agendo su due fronti complementari: da un lato il prodotto, con arredi realizzati in materiali naturali e riciclati, progettati con una visione circolare; dall'altro l'intero sistema aziendale, orientato a uno sviluppo più responsabile, dalla produzione alla distribuzione.

Connubia is a brand of the Italian company Orbital Design Collective, which designs and creates products with an essential and highly personal aesthetic. Our design approach combines aesthetic intuition with functionality. We believe that design is a language of signs, shapes and colours that can transform into daily narratives. Through the objects they create, our designers express their vision, reveal intuitions and give substance to their imagination. Our expertise is rooted in a profoundly Italian aesthetic sensibility, characterised by a keen attention to detail, a thoughtful approach to movements, and an ability to translate real needs into contemporary, welcoming designs that are made to become part of people's homes.

Diamo forma alle idee trasformandole in oggetti che lasciano il segno — le tue Daily stories. Connubia è un brand di Orbital Design Collective, una realtà italiana che progetta e dà vita a prodotti dal design essenziale e fortemente personale. Il nostro approccio progettuale unisce l'intuizione estetica alla funzionalità. Per noi il design è un linguaggio fatto di segni, forme e colori capaci di trasformarsi in narrazioni quotidiane. Attraverso gli oggetti i nostri designer esprimono visione, rivelano intuizioni e danno concretezza al proprio immaginario. Il nostro saper fare è alimentato da una sensibilità profondamente italiana, che vive nella cura del gesto, nell'attenzione ai dettagli e nella capacità di leggere i bisogni reali per trasformarli in oggetti contemporanei e accoglienti, fatti per entrare nelle case e per restare.

CE

PT



We shape ideas into meaningful objects — your Daily stories.

We perfect processes and materials
to create products that are built to last —
your Daily stories.

CO

NN

We are the manufacturers and custodians of a century-old tradition of working with materials and transforming them into designs that will last the test of time.

This experience has been passed down and continuously updated to create a production system that reflects our very high standards. We know that quality begins with the materials used, which is why we select them using rigorous criteria and test them to ensure they are strong, safe and perform well.

We obtain certifications that meet the most exacting standards. Supply chain control is an integral part of our approach: we oversee every stage of the process to ensure reliability and efficiency. This concrete approach results in design products that tell a story of excellence, innovation and a love for our craft.

CRE ————— TE

Affiniamo processi e materiali per dare vita a prodotti destinati a durare — le tue Daily stories. Siamo produttori, custodi di una tradizione che da oltre un secolo lavora la materia trasformandola in oggetti di design capaci di durare nel tempo. Questa esperienza, tramandata e continuamente aggiornata, si traduce in un sistema di produzione che rispetta altissimi standard. Sappiamo che la qualità nasce prima di tutto dai materiali: per questo li selezioniamo con criteri rigorosi e li sottoponiamo a test che ne verificano resistenza, sicurezza e performance, ottenendo certificazioni ai più alti standard. Il controllo delle filiere è parte integrante del nostro metodo: tracciamo ogni passaggio per garantire affidabilità ed efficienza in ogni fase del processo. È da questo approccio concreto che prendono forma prodotti di design capaci di raccontare una storia fatta di eccellenza, innovazione e amore per il nostro mestiere.

tables *tavoli*
014 — 227

occasionals *complementi*
228 — 249

contents *sommario*
250 — 259

finishes *finiture*
260 — 271

Artic 018
Artic Fast 038
Band metal 044
Band wood 052
Baron 058
Bold 062
Cocktail home 066
Dine 070
Dix 072
Ellisse 076
Eminence metal 084

Index

Eminence wood 088
Eminence Evo 092
Frac 098
Gate 104
Gemini 108
Giove 116
Giove Plus 132
Iron 138
Lord 140
Master 146
Mikado fix 152
Mikado extendable 154

Orion 158
Pentagon 176
Pentagon Fast 184
Planet 186
Pod 192
Snap 198
Victor 204
Cocktail 210
Artic Consolle 214
Eminence Consolle 218
Magic-J 222

Indice

Mascotte 224
Quadro 226
App 228
Cek 230
Ciop 232
Cover 236
Inciso 240
Lune 242
Mir 244
Shelfy 246
Vully 248

Key Legenda



Adjustable height.
Regolabile in altezza.



Push & Pull mechanism.
Push & Pull.



For outdoor use.
Adatto ad uso esterno.



Semi-automatic extension extendable table with semi-automatic mechanism; the extensions are easily aligned with the top by gliding on special runners. *Allunga semi-automatica tavolo allungabile con meccanismo semi automatico; le allunghe vengono posizionate agevolmente traslando su apposite guide.*



Automatic extension automatic and simultaneous extending mechanism of both extension leaves. *Allunga automatica meccanismo di allunga automatico e simultaneo delle due allunghe.*



Manual extension extendable table with manual mechanism; the extensions are manually lifted and aligned with the top. *Allunga manuale tavolo allungabile con meccanismo manuale; le allunghe vengono sollevate e posizionate all'altezza del piano principale.*



Sustainability indicator: identifies products based on sustainable development. For more information visit connubia.com

Indicatore di sostenibilità: identifica i prodotti basati su uno sviluppo sostenibile. Per maggiori informazioni connubia.com



Ask for FSC® certified products
Richiedi i prodotti certificati FSC®

Forest Stewardship Council® certified Model
Modello certificato Forest Stewardship Council®



NOTE Please check all available combinations in the price list. Measurements are expressed in centimeters.

NOTA Per le combinazioni disponibili consultare il listino prezzi. Le misure sono espresse in centimetri.

COMPANY WITH
MANAGEMENT SYSTEM
CERTIFIED BY DNV
ISO 9001 • ISO 14001

The pages of this catalogue show only a number of furniture combinations. These are our suggestions: only your personal taste will determine your final choice. The distinctive marks and trademarks contained in this price list/catalogue are validly registered and are the sole property of Calligaris S.p.A. The retailer is obliged to correctly use the promotional and advertising material supplied by Calligaris S.p.A., without damaging in any way the distinctive marks and trademarks contained therein.

Due to the technical limitations of the printing process and variations in paper color rendering, product colors and finishes shown in this catalog may vary from the actual products.

Le pagine di questo catalogo propongono una serie di abbinamenti sedie, tavolo, complementi. Sono solo suggerimenti: sarà il gusto personale a determinare le scelte. I marchi e i segni distintivi riportati nel presente listino/catalogo sono validamente registrati e di esclusiva proprietà della Calligaris S.p.A. Il rivenditore si obbliga a utilizzare correttamente il materiale promozionale e pubblicitario fornito dalla Calligaris S.p.A., senza, in alcun modo, ledere i marchi e i segni distintivi in esso riportati.

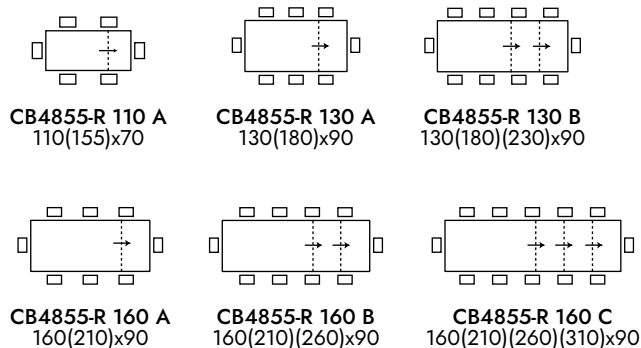
A causa delle limitazioni tecniche del processo di stampa e delle variazioni nella resa cromatica della carta, i colori e le finiture dei prodotti mostrati in questo catalogo potrebbero variare rispetto ai prodotti reali.

Copyright © Calligaris S.p.A.

Artic

A table designed for sharing: thanks to aluminium runners — and modular extensions, it adapts easily from intimate moments to great occasions. Up to three extension leaves to suit every need. Practicality to live every meeting to the fullest. Available with melamine, ceramic or glass stone tops. *Un tavolo pensato per condividere: grazie alle guide in alluminio — e alle allunghe modulari, si adatta con facilità da momenti intimi a grandi occasioni. Fino a tre allunghe per adattarsi a ogni esigenza. Praticità per vivere ogni incontro al meglio. Disponibile con piani in nobilitato, ceramica o glass stone.*

Dimensions — *Dimensioni*



MANUAL
x-tension




Here and on the previous page Qui e nella pagina precedente: **Artic CB4855-R 160 B** extending table | metal P15 matt black, melamine P3BW arabescato, tavolo allungabile | metallo P15 nero opaco, nobilitato P3BW arabescato **Forma CB2354** chairs | metal P15 matt black, Cros fabric SLD saffron yellow, sedie | metallo P15 nero opaco, tessuto Cros SLD zafferano **Vully CB7277-D** rug | recycled polyester rust brown melange, tappeto | poliestere riciclato melange ruggine.



Legs/Frame — Gambe/Struttura



Top — Piano



Ceramic and glass stone tops and melamine extensions, melamine tops and extensions in the same finish.
 Piani in ceramica e glass stone con allunghe in nobilitato, piani in nobilitato con allunghe nella stessa finitura.

Artic CB4855-R 160 A extending table | metal P94 matt optic white, melamine P1CW matera, *tavolo allungabile | metallo P94 bianco ottico opaco, nobilitato P1CW matera* **On the following page** **Nella pagina a fianco: Artic CB4855-R 160 B** extending table | metal P151 matt hemp, melamine P1WW limo, *tavolo allungabile | metallo P151 canapa opaco, nobilitato P1WW limo*
Ops! CB2310 chairs | metal P151 matt hemp, 100% recycled polypropylene P151 matt hemp, *sedie | metallo P151 canapa opaco, polipropilene riciclato 100% P151 canapa opaco.*



MANUAL

x-tension

MANUAL EXTENSION extendable table with manual mechanism; the extensions are manually lifted and aligned with the top.

ALLUNGA MANUALE tavolo allungabile con meccanismo manuale; le allunghe vengono sollevate e posizionate all'altezza del piano principale.





Artic CB4855-R 160 B extending table | metal P15 matt black, melamine P16E noce, tavolo allungabile | metallo P15 nero opaco, nobilitato P16E noce **Hedra CB2355** chairs | metal P15 matt black, Cros fabric SLH forest green, sedie | metallo P15 nero opaco, tessuto Cros SLH bosco **Vully CB7277-D** rug | recycled polyester hemp melange, tappeto | poliestere riciclato melange canapa.



Artic CB4855-R 160 A extending table | metal P38M matt lava, melamine P15E patagonia brown, tavolo allungabile | metallo P38M lava opaco, nobilitato P15E patagonia brown
Betty CB2334 chairs | metal P38M matt lava, Etienne fabric T3C sand, sedia | metallo P38M lava opaco, tessuto Etienne T3C sabbia **Vully CB7277-D** rug | recycled polyester hemp melange, tappeto | poliestere riciclato melange canapa.





Artic CB4855-R 160B extending table | metal P15 matt black, melamine P14E botticino greige, tavolo allungabile | metallo P15 nero opaco, nobilitato P14E botticino greige **Juna CB2356** chair | metal P15 matt black, Cros fabric SLA taupe, sedia | metallo P15 nero opaco, tessuto Cros SLA tortora **Vully CB7277-B** rug | recycled polyester rust brown melange, tappeto | poliestere riciclato melange ruggine.







Artic CB4855-R 160A extending table | metal P151 matt hemp, glass stone GMA limestone, tavolo allungabile | metallo P151 canapa opaco, glass stone GMA calcare **Lisca CB2348** chairs | metal P151 matt hemp, faux leather Harry T3H sand, sedie | metallo P151 canapa opaco, similpelle Harry T3H sabbia, **Vully CB7277-D** rug | recycled polyester sage melange, tappeto | poliesteri riciclati melange salvia.





Artic CB4855-R 160 B extending table | metal P38M matt lava, matt ceramic P34C arenaria brown, tavolo allungabile | metallo P38M lava opaco, ceramica opaca P34C arenaria brown
Ops! CB2310 chairs | metal P38M matt lava, Cros fabric SLD saffron yellow, sedie | metallo P38M lava opaco, tessuto Cros SLD zafferano **Vully CB7277-B** rug | recycled polyester sand melange, tappeto | poliestere riciclato melange sabbia.







Artic CB4855-R 160 B extending table | metal P15 matt black, matt ceramic P33C noir désir, tavolo allungabile | metallo P15 nero opaco, ceramica opaca P33C noir désir **Cozy Mid CB2308** chairs | metal P15 matt black, Rain fabric T2Q taupe, sedie | metallo P15 nero opaco, tessuto Rain T2Q tortora **Vully CB7277-B** rug | recycled polyester sand melange, tappeto | poliestere riciclato melange sabbia.

Artic CB4855-R 160 B extending table | metal P94 matt optic white, glossy ceramic P2C white marble, tavolo allungabile | metallo P94 bianco ottico opaco, ceramica lucida P2C marmo bianco **Ops! CB2311** armchairs | metal/100% recycled polypropylene P94 matt optic white, sedie con braccioli | metallo/polipropilene riciclato 100% P94 bianco ottico opaco **Vully CB7277-B** rug | grey melange, tappeto | poliestere riciclato melange grigio.

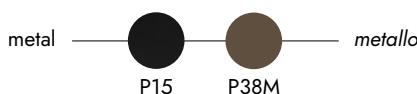





Artic Fast

Variation of the Artic table with aluminium runners, — ceramic tops and 100 cm folding extension still made of ceramic with continuous veins. Metal leg structure in moulded box plate. *Variante del tavolo Artic con guide in alluminio, — piani in ceramica e allunga a libro da 100 cm sempre in ceramica con venature in continuità. Struttura gambe in metallo in lamiera scatolare sagomata.*

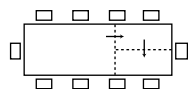
Legs/Frame — Gambe/Struttura



Top — Piano




Dimensions — Dimensioni



CB4860-R 160
160(260)x90

EASY
x-tension

Tops and extensions in the same finish.
Piani e allunghe nella stessa finitura.

A dining table set in a room with mosaic walls and a large plant. The table is rectangular with a light-colored, textured top and dark legs. It is surrounded by six chairs with brown upholstery and metal frames. On the table are books, a glass decanter, and some fruit. A large potted plant with broad green leaves stands behind the table. The room features mosaic walls in shades of green and blue, and a grey rug under the table. A large glass pendant light hangs above the table.

Artic Fast CB4860-R 160 extending table | metal P38M
matt lava, matt ceramic P24C arenaria, *tavolo allungabile* |
metallo P38M lava opaco, ceramica opaca P24C arenaria
New York CB1022 chairs | metal P38M matt lava, *Vintage*
faux leather SOA desert, *sedie* | *metallo P38M lava opaco,*
similpelle Vintage SOA deserto **Vully CB7277-B** rug |
recycled polyester grey melange, *tappeto* | *poliestere*
riciclato melange grigio.

Artic Fast CB4860-R 160 extending table | metal P38M matt lava, matt ceramic P24C arenaria, *tavolo allungabile | metallo P38M lava opaco, ceramica opaca P24C arenaria* **New York CB1022** chairs | metal P38M matt lava, Vintage faux leather SOA desert, *sedie | metallo P38M lava opaco, similpelle Vintage SOA deserto* **Vully CB7277-B** rug | recycled polyester grey melange, *tappeto | poliestere riciclato melange grigio.*



EASY
x-tension

SEMI-AUTOMATIC EXTENSION extendable table with semi-automatic mechanism; book-type extension leaf.

ALLUNGA SEMI-AUTOMATICA *tavolo allungabile con meccanismo semi automatico; allunga con apertura a libro.*



Artic Fast CB4860-R 160 extending table | metal P15 matt black, matt ceramic P33C noir désir, tavolo allungabile | metallo P15 nero opaco, ceramica opaca P33C noir désir **Cozy Mid CB2308** chairs | metal P15 matt black, Rain fabric T2Q taupe, sedie | metallo P15 nero opaco, tessuto Rain T2Q tortora **Vully CB7277-B** rug | recycled polyester sand melange, tappeto | poliestere riciclato melange sabbia.

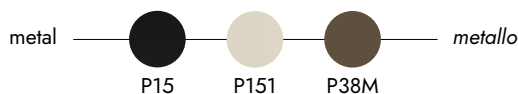





Band metal

Extendable table with rotating mechanism with tops — and extensions made of melamine or ceramic. Perimeter legs made of metal. Elegance and solidity to fit any occasion with style. *Tavolo allungabile con meccanismo a rotazione con piani — e allunghe in nobilitato o ceramica. Gambe perimetrali in metallo. Eleganza e solidità per accogliere ogni occasione con stile.*

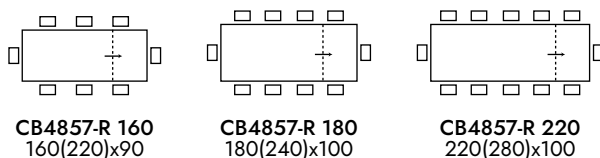
Legs/Frame — Gambe/Struttura



Top — Piano



Dimensions — Dimensioni



EASY
x-tension

Tops and extensions in the same finish.
Piani e allunghe nella stessa finitura.

Band Metal CB4857-R 180 extending table | metal P38M matt lava, matt ceramic P33C noir désir, tavolo allungabile | metallo P38M lava opaco, ceramica opaca P33C noir désir **Desy CB2312** chairs | metal P38M matt lava, Rain fabric T2Q taupe, sedie | metallo P38M lava opaco, tessuto Rain T2Q tortora **Vully CB7277-B** rug | recycled polyester sand melange, tappeto | poliestere riciclato melange sabbia.



Band Metal CB4857-R 180 extending table | metal P38M matt lava, matt ceramic P33C noir désir, *tavolo allungabile* | metallo P38M lava opaco, ceramica opaca P33C noir désir
Desy CB2312 chairs | metal P38M matt lava, Rain fabric T2Q taupe, *sedie* | metallo P38M lava opaco, tessuto Rain T2Q tortora
Vully CB7277-B rug | recycled polyester sand melange, *tappeto* | poliestere riciclato melange sabbia.



EASY
x-tension

SEMI-AUTOMATIC EXTENSION extendable table with semi-automatic mechanism; the extensions are easily aligned with the top by gliding on special runners.

ALLUNGA SEMI-AUTOMATICA tavolo allungabile con meccanismo semi automatico; le allunghe vengono posizionate agevolmente traslando su apposite guide.





Band CB4857-R 160 extending table | metal P151 matt hemp, matt ceramic P34C arenaria brown, *tavolo allungabile* | metallo P151 canapa opaco, ceramica opaca P34C arenaria brown
Desy CB2312 chairs | metal P151 matt hemp, Rain fabric T2P sand, *sedie* | metallo P151 canapa opaco, tessuto Rain T2P sabbia
Vully CB7277-B rug | recycled polyester sand melange, *tappeto* | poliesteri riciclati melange sabbia.



Band CB4857-R 160 extending table | metal P38M matt lava, melamine P1WW limo, tavolo allungabile | metallo P38M lava opaco, nobilitato P1WW limo **Cozy Mid CB2308** chairs | metal P38M matt lava, Cros fabric SLA taupe, sedie | metallo P38M lava opaco, tessuto Cros SLA tortora **Vully CB7277-B** rug | recycled polyester sand melange, tappeto | poliestere riciclato melange sabbia.





Band wood

Extendable table with rotating mechanism with tops — and extensions made of melamine or ceramic. Perimeter legs made of wood. Elegance and solidity to fit any occasion with style. *Tavolo allungabile con meccanismo a rotazione con piani — e allunghe in nobilitato o ceramica. Gambe perimetrali in legno. Eleganza e solidità per accogliere ogni occasione con stile.*

Legs — Gambe



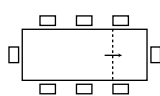
Frame — Struttura



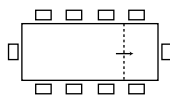
Top — Piano



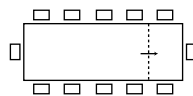
Dimensions — Dimensioni



CB4857-R 160
160(220)x90



CB4857-R 180
180(240)x100



CB4857-R 220
220(280)x100



Tops and extensions in the same finish.
Piani e allunghe nella stessa finitura.

Band CB4857-R 220 extending table | ashwood P15L matt black, matt ceramic P24C arenaria, tavolo allungabile | frassino P15L nero opaco, ceramica opaca P24C arenaria
Academy CB2137-MTO chairs | metal P15 matt black, Cros fabric SLB black, sedie | metallo P15 nero opaco, tessuto Cros SLB nero
Vully CB7277-B rug | recycled polyester sand melange, tappeto | poliestere riciclato melange sabbia.




Band CB4857-R 160 extending table | ashwood P15L matt black, matt ceramic P34C arenaria brown, *tavolo allungabile* | *frassino P15L nero opaco, ceramica opaca P34C arenaria brown.*

On the following page Nella pagina a fianco:

Band CB4857-R 220 extending table | ashwood P15L matt black, matt ceramic P24C arenaria, *tavolo allungabile* | *frassino P15L nero opaco, ceramica opaca P24C arenaria*

Academy CB2137-MTO chairs | metal P15 matt black, Cros fabric SLB black, *sedie* | *metallo P15 nero opaco, tessuto Cros SLB nero* **Vully CB7277-B** rug | recycled polyester sand melange, *tappeto* | *poliestere riciclato melange sabbia.*



EASY

x-tension

SEMI-AUTOMATIC EXTENSION extendable table with semi-automatic mechanism; the extensions are easily aligned with the top by gliding on special runners.

ALLUNGA SEMI-AUTOMATICA *tavolo allungabile con meccanismo semi automatico; le allunghe vengono posizionate agevolmente traslando su apposite guide.*





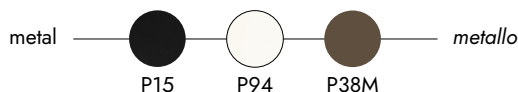
Band CB4857-R 160 extending table | ashwood P12 smoke, glossy ceramic P39C diamond cream, *tavolo allungabile | frassino P12 smoke, ceramica lucida P39C diamond cream*
Eide CB2188-B MTO chairs | beech P12 smoke, Etienne fabric T3G rust brown, *sedie | faggio P12 smoke, tessuto Etienne T3G ruggine*
Vully CB7277-D rug | recycled polyester rust brown melange, *tappeto | poliestere riciclato melange ruggine*.




Baron

Essentially designed table with practical — rotation extension mechanism, ideal for modern and versatile spaces. Aluminium legs and ceramic top, ideal for contemporary kitchens and living rooms. *Tavolo dal design essenziale con pratico — meccanismo di allunga a rotazione, ideale per spazi moderni e versatili. Gambe in alluminio e piano in ceramica, ideale per cucine e living contemporanei.*

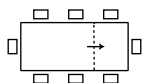
Legs/Frame — Gambe/Struttura



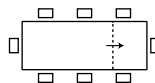
Top — Piano



Dimensions — Dimensioni



CB4010-R 130
130(190)x85



CB4010-R 160
160(220)x85

EASY
x-tension

Tops and extensions in the same finish.
Piani e allunghe nella stessa finitura.

Baron CB4010-R 160 extending table | 8B legs, metal P38M matt lava, matt ceramic P34C arenaria brown, tavolo allungabile | gambe 8B, llo P38M lava opaco, ceramica opaca P34C arenaria brown **Ops! CB2310** chairs | metal P38M matt lava, Cros fabric SLD saffron yellow, sedie | metallo P38M lava opaco, tessuto Cros SLD zafferano **Vully CB7277-B** rug | recycled polyester rust brown melange, tappeto | poliestere riciclato melange ruggine.



Baron CB4010-R 160 extending table | 8B legs, metal P94 matt optic white, matt ceramic P5C salt white, *tavolo allungabile | gambe 8B, metallo P94 bianco ottico opaco, ceramica opaca P5C sale* **Tuka CB1993** chairs | metal P94 matt optic white, Cros fabric SLA taupe, *sedie | metallo P94 bianco ottico opaco, tessuto Cros SLA tortora.*



EASY

x-tension

SEMI-AUTOMATIC EXTENSION extendable table with semi-automatic mechanism; the extensions are easily aligned with the top by gliding on special runners.


ALLUNGA SEMI-AUTOMATICA tavolo allungabile con meccanismo semi automatico; le allunghe vengono posizionate agevolmente traslando su apposite guide.



Bold

Table with an essential design with a solid and functional top — and tilted legs that give stability. With a wide extension, it offers great versatility and easily adapts to different spaces and occasions. *Tavolo dal design essenziale con piano solido e funzionale — e gambe inclinate che conferiscono stabilità. Dotato di un'ampia estensione, offre grande versatilità e si adatta facilmente a spazi e occasioni diverse.*

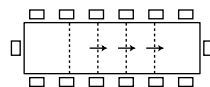
Legs/Frame — Gambe/Struttura

wood —  — legno
P15

Top — Piano

melamine —  —  —  —  — nobilitato
P1CW P47W P49W P50W

Dimensions — Dimensioni



CB4795-R 160
160(210)(260)(310)x90



MANUAL EXTENSION extendable table with manual mechanism; the extensions are manually lifted and aligned with the top.

ALLUNGA MANUALE tavolo allungabile con meccanismo manuale; le allunghe vengono sollevate e posizionate all'altezza del piano principale.

MANUAL
x-tension

Tops and extensions in the same finish.
Piani e allunghe nella stessa finitura.



Bold CB4795-R 160 extending table | beech P15 matt black, melamine P1CW *matera*, tavolo allungabile | faggio P15 *nero opaco*, nobilitato P1CW *matera* **Cozy CB2135** chairs | metal P15 matt black, Cros fabric SKZ sand, *sedie* | metallo P15 *nero opaco*, tessuto Cros SKZ *sabbia* **Vully CB7277-B** rug | recycled polyester sand melange, tappeto | poliestere riciclato melange sabbia.

Bold CB4795-R 160 extending table | beech P15 matt black, melamine P49W natural oak, *tavolo allungabile* | *faggio P15 nero opaco, nobilitato P49W rovere naturale* **Signorina CB2111** chairs | metal P15 matt black, Vintage faux leather SOW ash grey, *sedie* | metallo P15 nero opaco, *similpelle Vintage SOW cenere*.





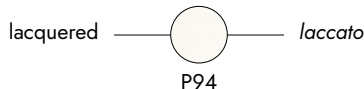
Cocktail home

Round table with an essential design, laminate, — melamine or lacquered top. The central metal base ensures stability and visual lightness, making it ideal for kitchens, living rooms and contract spaces. *Tavolo rotondo dal design essenziale, con piano disponibile in laminato, — nobilitato o laccato. La base centrale in metallo assicura stabilità e leggerezza visiva, rendendolo ideale per cucine, living e spazi contract.*

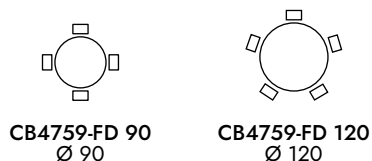
Column/Floor plate — Colonna/Piastra



Top — Piano



Dimensions — Dimensioni



* Laminate (HPL) with black core Laminato stratificato (HPL) con anima nera



On the previous page Nella pagina precedente: Cocktail CB4759-FD 120 non-extending table | metal P15 matt black, stratified laminate (HPL) with black core P510 slate grey, tavolo fisso | metallo P15 nero opaco, laminato stratificato (HPL) con anima nera P510 ardesia **Pad CB2336** chairs | metal P15 matt black, Etienne fabric T3F sage, sedie | metallo P15 nero opaco, tessuto Etienne T3F salvia **Vully CB7277-B** rug | recycled polyester sage melange, tappeto | poliestere riciclato melange salvia.



Cocktail CB4759-FD 120 non-extending table | metal P15 matt black, stratified laminate (HPL) with black core P510 slate grey, tavolo fisso | metallo P15 nero opaco, laminato stratificato (HPL) con anima nera P510 ardesia **Academy CB2144** chairs | metal P15 matt black, 100% recycled polypropylene P900 matt taupe, sedie | metallo P15 nero opaco, polipropilene riciclato 100% P900 tortora opaco **Pof CB5207** ottomans | Mat fabric SLJ sand, pouf | tessuto Mat SLJ sabbia **App CB5212** coat stands, hangers | beech P132 graphite, metal P15 matt black, appendiabiti | faggio P132 faggio grafite, metallo P15 nero opaco.



Dine

Extendable table with an essential and contemporary design, — with a melamine top and a wooden frame. Ideal for the kitchen environment.

Tavolo allungabile dal design essenziale e contemporaneo, — con piano in nobilitato e struttura in legno. Ideale per ambiente cucina.

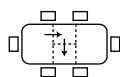
Legs — Gambe



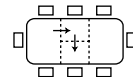
Top — Piano



Dimensions — Dimensioni



CB4094-R 110
110(150)x70



CB4094-R 120
120(170)x80



SEMI-AUTOMATIC EXTENSION extendable table with semi-automatic mechanism; the extensions are easily aligned with the top by gliding on special runners.

ALLUNGA SEMI-AUTOMATICA tavolo allungabile con meccanismo semi automatico; le allunghe vengono posizionate agevolmente traslando su apposite guide.

EASY
x-tension

Tops and extensions in the same finish.
Piani e allunghe nella stessa finitura.



Dine CB4094-R 110
extending table / beech P94
matt optic white, melamine
P94. matt optic white, tavolo
allungabile / faggio P94
bianco ottico opaco, nobilitato
P94 bianco ottico opaco
Argo CB1523 chairs /
polypropylene P8L matt thyme
green, sedie / polipropilene
P8L timo opaco

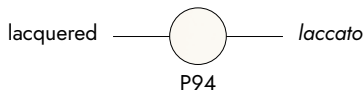
Dix

Round table with laminate or melamine tops — with multi-shaped metal central base. A modern design that combines stability and elegance, ideal for enhancing contemporary environments. *Tavolo rotondo con piani in laminato o nobilitato — con base centrale in metallo sfaccettata.* Un design moderno che unisce stabilità ed eleganza, ideale per valorizzare ambienti contemporanei.

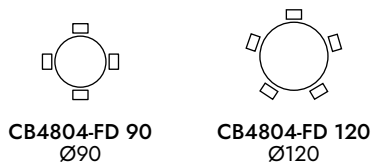
Base — *Basamento*



Top — *Piano*



Dimensions — *Dimensioni*



* Laminate (HPL) with black core Laminato stratificato (HPL) con anima nera



On the previous page Nella pagina precedente: Dix CB4804-FD 120 non-extending table | metal P151 matt hemp, melamine P13E clay, tavolo fisso | metallo P151 canapa opaco, nobilitato P13E creta **Ops! CB2310** chairs | metal P151 matt hemp, Cros fabric SKZ sand, sedie | metallo P151 canapa opaco, tessuto Cros SKZ sabbia **Vully CB7277-C** rug | recycled polyester sand melange, tappeto | poliestere riciclato melange sabbia.



Dix CB4804-FD 120 non-extending table | metal P15 matt black, melamine P11E vulcano, tavolo fisso | metallo P15 nero opaco, nobilitato P11E vulcano **Tuka CB1993 - CB1999** chairs | metal P15 matt black, Mat fabric SLM saffron yellow, sedie | metallo P15 nero opaco, tessuto Mat SLM zafferano **Pof CB5207** ottoman | Mat fabric SLQ grey, pouf | tessuto Mat SLQ grigio.



Ellisse


Fixed or extendable table with ceramic or glass stone tops — and elliptical base made of painted sheet metal. Elliptical top for the fixed version and rectangular or barrel shaped tops for the extendable versions.

Tavolo fisso o allungabile con piani in ceramica o glass stone — e basamento ellittico in lamiera verniciata. Piano ellittico per la versione fissa e nelle forme rettangolari o sagomate nelle versioni allungabili.

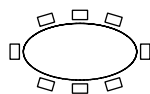
Base/Frame — *Basamento/Struttura*



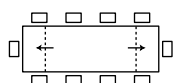
Top — *Piano*



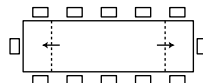
Dimensions — *Dimensioni*



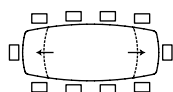
CB4858-FE 200
200x100



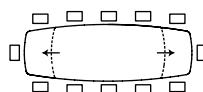
CB4858-R 160
160(200)(240)x90



CB4858-R 200
200(250)(300)x100



CB4858-S 165
165(202,5)(240)x100



CB4858-S 200
200(247,5)(295)x100

EASY
x-tension

Tops and extensions in the same finish.
Piani e allunghe nella stessa finitura.

Ellisse CB4858-S 165 extending table | metal P15 matt black, matt ceramic P33C noir désir, tavolo allungabile | metallo P15 nero opaco, ceramica opaca P33C noir désir
Betty CB2334-MTO chairs | metal P15 matt black, faux leather Harry T3L tobacco, sedia | metallo P15 nero opaco, similpelle Harry T3L tabacco.



Ellisse CB4858-S 165 extending table | metal P15
matt black, matt ceramic P33C noir désir, tavolo
allungabile | metallo P15 nero opaco, ceramica
opaca P33C noir désir.



EASY

x-tension

SEMI-AUTOMATIC EXTENSION extendable table with semi-automatic mechanism; the extensions are easily aligned with the top by gliding on special runners.

ALLUNGA SEMI-AUTOMATICA tavolo allungabile con meccanismo semi automatico; le allunghe vengono posizionate agevolmente traslando su apposite guide.



Ellisse CB4858-R 200 extending table | metal P15 matt black, glossy ceramic P2C white marble, *tavolo allungabile* | metallo P15 nero opaco, ceramica lucida P2C marmo bianco **Tuka Mid CB2183** chairs | metal P15 matt black, Enil fabric SYS ivory, *sedie* | metallo P15 nero opaco, tessuto Enil SYS avorio **Cover CB6108-3** cabinet | lacquered P42L matt slate Grey, metal P15 matt black, *mobile* | laccato P42L ardesia opaco, metallo P15 nero opaco **Vully CB7277-B** rug | recycled polyester sand melange, *tappeto* | poliestere riciclato melange sabbia.





Elisse CB4858-FE 200 non-extending table | metal P15 matt black, glossy ceramic P2C white marble, *tavolo fisso | metallo P94 bianco ottico opaco, ceramica lucida P2C marmo bianco*
New York CB1022 chairs | metal P15 matt black, Bedford faux leather S7M black, *sedie | metallo P15 nero opaco, similpelle Bedford S7M nero* **Vully CB7277-D** rug | recycled polyester hemp melange, *tappeto | poliestere riciclato melange canapa*.






Eminence metal

Kitchen table with an essential and contemporary design, — characterised by a metal base and melamine, ceramic or glass stone tops. The clean lines and slim profile make it suitable for modern and functional spaces. It comes with different sizes and practical manual extensions. *Tavolo da cucina dal design essenziale e contemporaneo, — caratterizzato da un basamento in metallo e da piani in nobilitato, ceramica o glass stone. Le linee pulite e il profilo sottile lo rendono adatto a spazi moderni e funzionali. È proposto in diverse dimensioni ed è dotato di pratiche allunghe manuali.*

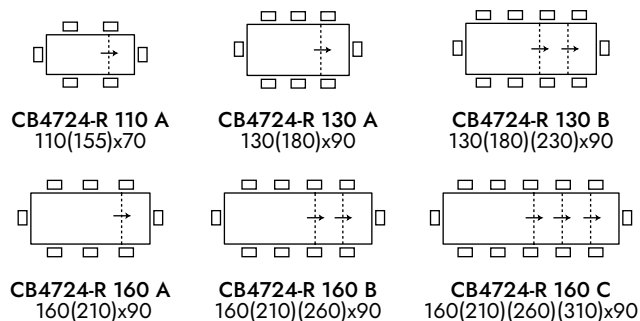
Legs/Frame — Gambe/Struttura



Top — Piano



Dimensions — Dimensioni



MANUAL
x-tension

Ceramic and glass stone tops and melamine extensions, melamine tops and extensions in the same finish.
Piani in ceramica e glass stone con allunghe in nobilitato, piani in nobilitato con allunghe nella stessa finitura.

Eminence CB4724-R 160 B extending table | metal P94 matt optic white, melamine P13E clay, *tavolo allungabile* | metallo P94 bianco ottico opaco, nobilitato P13E creta **Yo!**
CB1986-A chairs | metal/polypropylene P94 matt optic white, *sedie* | metallo/polipropilene P94 bianco ottico opaco **Pof CB5207** ottoman | Cros fabric SLD saffron yellow, *pouf* | tessuto Cros SLD zafferano.



Eminence CB4724-R 130 B extending table | metal P15 matt black, melamine P50W oxide bronze, *tavolo allungabile* | metallo P15 nero opaco, nobilitato P50W bronzo ossido.

On the following page Nella pagina a fianco: Eminence CB4724-R 160 B extending table | metal P15 matt black, melamine P11E vulcano, *tavolo allungabile* | metallo P15 nero opaco, nobilitato P11E vulcano **Air CB93** chairs | metal P15 matt black, Net synthetic fabric 450 steel, *sedie* | metallo P15 nero opaco, materiale sintetico Net 450 steel **Vully CB7277-B** rug | recycled polyester grey melange, *tappeto* | poliestere riciclato melange grigio.



MANUAL
x-tension

MANUAL EXTENSION extendable table with manual mechanism; the extensions are manually lifted and aligned with the top.

ALLUNGA MANUALE tavolo allungabile con meccanismo manuale; le allunghe vengono sollevate e posizionate all'altezza del piano principale.

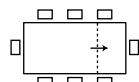


Eminence wood

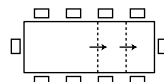
Kitchen table with an essential and contemporary design, — characterised by a wooden base and melamine, ceramic or glass stone tops. The clean lines and slim profile make it suitable for modern and functional spaces. It comes with different sizes and practical manual extensions. *Tavolo da cucina dal design essenziale e contemporaneo, — caratterizzato da un basamento in legno e da piani in nobilitato, ceramica o glass stone. Le linee pulite e il profilo sottile lo rendono adatto a spazi moderni e funzionali. È proposto in diverse dimensioni ed è dotato di pratiche allunghe manuali.*

Dimensions — *Dimensioni*

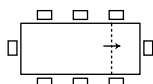
MANUAL
x-tension



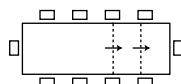
CB4724-R 130 A
130(180)x90



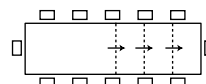
CB4724-R 130 B
130(180)(230)x90



CB4724-R 160 A
160(210)x90



CB4724-R 160 B
160(210)(260)x90



CB4724-R 160 C
160(210)(260)(310)x90



MANUAL EXTENSION extendable table with manual mechanism; the extensions are manually lifted and aligned with the top.

ALLUNGA MANUALE tavolo allungabile con meccanismo manuale; le allunghe vengono sollevate e posizionate all'altezza del piano principale.





Here and on the previous page **Qui e nella pagina precedente: Eminence CB4724-R 160 A** extending table | ashwood P12 smoke, glass stone GMC clay brown, tavolo allungabile | frassino P12 smoke, glass stone GMC argilla **Ops! CB2352** chairs | ashwood P12 smoke, Cros fabric SLH forest green, sedie | frassino P12 smoke, tessuto Cros SLH bosco **Vully CB7277-D** rug | recycled polyester sage melange, tappeto | poliestere riciclato melange salvia.


Legs — Gambe



Frame — Struttura



Top — Piano

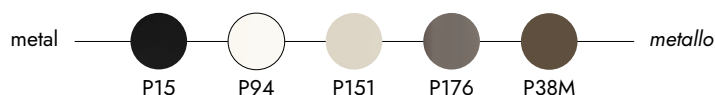


Ceramic and glass stone tops and melamine extentions, melamine tops and extensions in the same finish.
Piani in ceramica e glass stone con allunghe in nobilitato, piani in nobilitato con allunghe nella stessa finitura.


Eminence Evo

A table fit for all occasions thanks to the modular extensions, — it adapts easily to accommodate from a few to many. Simple lines and refined finishes to experience conviviality without sacrificing design. *Un tavolo che si adatta a ogni momento grazie alle allunghe modulari, — si trasforma con facilità per ospitare da pochi a molti. Linee semplici e finiture ricercate per vivere la convivialità senza rinunciare al design.*

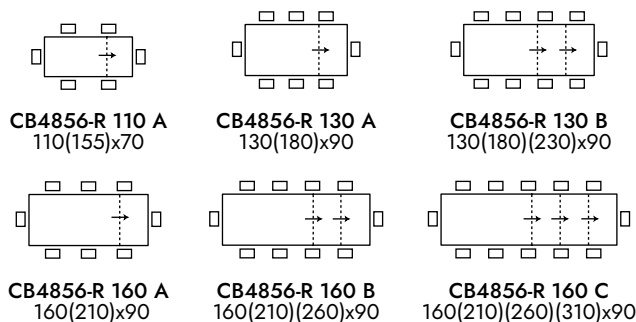
Legs/Frame — Gambe/Struttura



Top — Piano



Dimensions — Dimensioni



MANUAL
x-tension

Ceramic and glass stone tops and melamine extensions, melamine tops and extensions in the same finish.
Piani in ceramica e glass stone con allunghe in nobilitato, piani in nobilitato con allunghe nella stessa finitura.

Eminence Evo CB4856-R 160 B extending table | metal P94 matt optic white, matt ceramic P24C arenaria, tavolo allungabile | metallo P94 bianco ottico opaco, ceramica opaca P24C arenaria **Academy CB1663** chairs | metal P94 matt optic white, polypropylene P151 matt hemp, sedie | metallo P94 bianco ottico opaco, polipropilene P151 canapa opaco **Vully CB7277-B** rug | recycled polyester grey melange, tappeto | poliestere riciclato melange grigio.



Eminence Evo CB4856-R 160 B extending table | metal P94 matt optic white, melamine P13E clay, *tavolo allungabile* | metallo P94 bianco ottico opaco, nobilitato P13E creta **On the following page** **Nella pagina a fianco: Eminence Evo CB4856-R 160 B** extending table | metal P94 matt optic white, matt ceramic P24C arenaria, *tavolo allungabile* | metallo P94 bianco ottico opaco, ceramica opaca P24C arenaria **Academy CB1663** chairs | metal P94 matt optic white, polypropylene P151 matt hemp, *sedie* | metallo P94 bianco ottico opaco, polipropilene P151 canapa opaco **Vully CB7277-B** rug | recycled polyester grey melange, *tappeto* | poliestere riciclato melange grigio.



MANUAL
x-tension


MANUAL EXTENSION extendable table with manual mechanism; the extensions are manually lifted and aligned with the top.

ALLUNGA MANUALE tavolo allungabile con meccanismo manuale; le allunghe vengono sollevate e posizionate all'altezza del piano principale.





Eminence Evo CB4856-R 160 A extending table | metal P15 matt black, melamine P11E vulcano, tavolo allungabile | metallo P15 nero opaco, nobilitato P11E vulcano **Tuka CB1993** chairs | metal P15 matt black, Mat fabric SYP blue, sedie | metallo P15 nero opaco, tessuto Mat SYP blu **Pof CB5207-MTO** ottoman | Cros fabric SYQ blue, pouf | tessuto Cros SYQ blu **Vully CB7277-B** rug | recycled polyester grey melange, tappeto | poliestere riciclato melange grigio.



Frac

Extendable round table with ceramic top — and new central opening mechanism with melamine leaf. The shaped box-like plate base confers stability and a sculptural aesthetic, enhancing contemporary dining spaces. *Tavolo tondo allungabile con piano in ceramica — e nuovo sistema di apertura centrale in nobilitato. La base in lamiera scatolare sagomata conferisce stabilità e un'estetica scultorea, valorizzando ambienti dining contemporanei.*

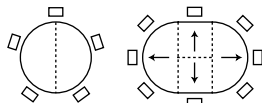
Base/Frame — *Basamento/Struttura*



Top — *Piano*




Dimensions — *Dimensioni*



CB4875-D 125
125(184,5)x125

EASY
x-tension

Ceramic tops and melamine extensions.
Piani in ceramica con allunghe in nobilitato.



Here and on the previous page **Qui e nella pagina precedente: Frac CB4875-D 125** extending table | metal P15 matt black, matt ceramic P33C noir désir, tavolo allungabile | metallo P15 nero opaco, ceramica opaca P33C noir désir
Tuka CB1999 chairs | metal P15 matt black, Mat fabric SLM saffron yellow, sedie | metallo P15 nero opaco, tessuto Mat SLM zafferano **Vully CB7277-C** rug | recycled polyester grey melange, tappeto | poliestere riciclato melange grigio.



EASY
x-tension

SEMI-AUTOMATIC EXTENSION extendable table with semi-automatic mechanism; the extensions are easily aligned with the top by gliding on special runners.

ALLUNGA SEMI-AUTOMATICA tavolo allungabile con meccanismo semi automatico; le allunghe vengono posizionate agevolmente traslando su apposite guide.





Frac CB4875-D 125 extending table | metal P151 matt hemp, glossy ceramic P39C diamond cream, *tavolo allungabile* | metallo P151 canapa opaco, ceramica lucida P39C diamond cream **NY Anniversary CB2335** chairs | metal P151 matt hemp, faux leather Harry T3H sand, *sedie* | metallo P151 canapa opaco, similpelle Harry T3H sabbia **Vully CB7277-C** rug | recycled polyester sage melange, *tappeto* | poliestere riciclato melange salvia.



Gate

Modern table with ceramic top — and practical extending mechanism with coordinated rotation. Solid and functional, it offers immediate expansion while maintaining aesthetic continuity, ideal for living and dining environments. *Tavolo moderno con piano in ceramica — e pratica allunga a rotazione coordinata. Solido e funzionale, offre ampliamento immediato mantenendo continuità estetica, ideale per ambienti living e dining.*

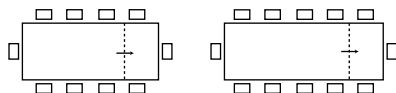
Legs/Frame — Gambe/Struttura



Top — Piano



Dimensions — Dimensioni



CB4088-R 180
180(240)x100

CB4088-R 220
220(280)x100

EASY
x-tension

Tops and extensions in the same finish.
Piani e allunghe nella stessa finitura.



Gate CB4088-R 180 extending table | metal P15 matt black, matt ceramic P6C black oxide, *tavolo allungabile | metallo P15 nero opaco, ceramica opaca P6C ossido nero.* **On the previous and next page** *Nella pagina precedente e a fianco:* **Gate CB4088-R 180** extending table | metal P38M matt lava, matt ceramic P24C arenaria, *tavolo allungabile | metallo P38M lava opaco, ceramica opaca P24C arenaria* **Tuka CB1999** chairs | metal P38M matt lava, Mat fabric SLJ sand, *sedie | metallo P38M lava opaco, tessuto Mat SLJ sabbia* **Vully CB7277-B** rug | recycled polyester sand melange, *tappeto | poliestere riciclato melange sabbia.*



EASY

x-tension

SEMI-AUTOMATIC EXTENSION extendable table with semi-automatic mechanism; the extensions are easily aligned with the top by gliding on special runners.

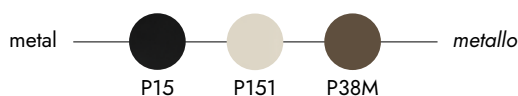
ALLUNGA SEMI-AUTOMATICA *tavolo allungabile con meccanismo semi automatico; le allunghe vengono posizionate agevolmente traslando su apposite guide.*




Gemini

Extendable table with ceramic, glass or glass stone, — designed to combine elegance and functionality. The cross and curved sheet metal base creates a sculptural and dynamic structure, ensuring stability and a strong aesthetic impact. *Tavolo allungabile con piani in ceramica, vetro o glass stone, — pensato per coniugare eleganza e funzionalità. La base in lamiera incrociata e curvata crea una struttura scultorea e dinamica, garantendo stabilità e un forte impatto estetico.*

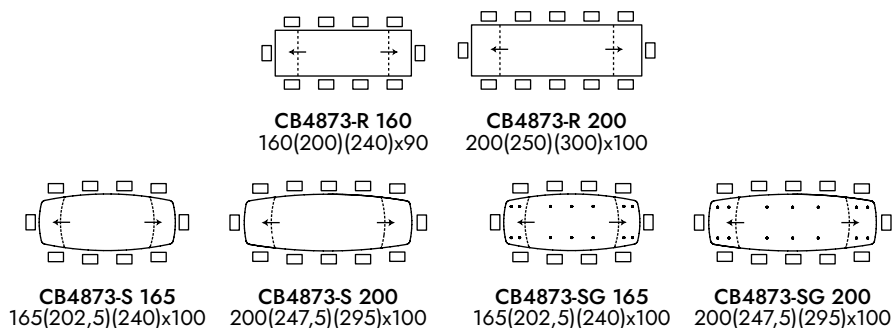
Base/Frame — Basamento/Struttura



Top — Piano



Dimensions — Dimensioni



EASY
x-tension

Tops and extensions in the same finish.
Piani e allunghe nella stessa finitura.



Here and on the previous page Qui e nella pagina precedente: **Gemini CB4873-R 200** extending table | metal P15 matt black, matt ceramic P40C naturalis, tavolo allungabile | metallo P15 nero opaco, ceramica opaca P40C naturalis **Flair CB2357** armchairs | metal P15 matt black, Cros fabric SKZ sand, sedie con braccioli | metallo P15 nero opaco, tessuto Cros SKZ sabbia **Vully CB7277-D** rug | recycled polyester sage melange, tappeto | poliestere riciclato melange salvia.



EASY
x-tension

SEMI-AUTOMATIC EXTENSION extendable table with semi-automatic mechanism; the extensions are easily aligned with the top by gliding on special runners.

ALLUNGA SEMI-AUTOMATICA tavolo allungabile con meccanismo semi automatico; le allunghe vengono posizionate agevolmente traslando su apposite guide.





Gemini CB4873-SG 200 extending table | metal P38M matt lava, tempered glass GTB Transparent bronze, tavolo allungabile | metallo P38M lava opaco, vetro temprato GTB bronzo **Atlas CB2333-S MTO** chairs with removable cover and flexible backrest | metal P38M matt lava, Etienne fabric T3G rust brown, sedie sfoderabili con schienale flessibile | metallo P38M lava opaco, tessuto Etienne T3G ruggine **Vully CB7277-D** rug | recycled polyester rust brown melange, tappeto | poliestere riciclato melange ruggine.



Gemini CB4873-S 200 extending table | metal P151 matt hemp, glass stone GMA limestone, tavolo allungabile | metallo P151 canapa opaco, glass stone GMA calcare **Tuka Mid CB2183** chairs | metal P151 matt hemp, Cros fabric SLC lemon yellow, sedie | metallo P151 canapa opaco, tessuto Cros SLC limone **Vully CB7277-D** rug | recycled polyester rust brown melange, tappeto | poliestere riciclato melange ruggine.





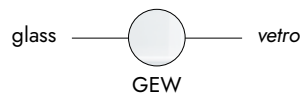


Giove

Extendable round table — with central book-type folding extending mechanism made of laminate and melamine, glass, ceramic or glass stone tops. It blends elegance and functionality, offering maximum practicality and conviviality in every environment. *Tavolo tondo allungabile — con apertura centrale a libro in laminato e piani in nobilitato, vetro, ceramica o glass stone. Unisce eleganza e funzionalità, offrendo massima praticità e convivialità in ogni ambiente.*

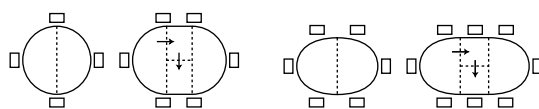
Base — Basamento



Top — Piano



Dimensions — Dimensioni



CB4739-D 120
120(165)x120

CB4739-E 140
140(190)x100

EASY
x-tension

Ceramic, glass stone or glass tops and melamine extensions, melamine tops and extensions in the same finish.
Piani in ceramica, in glass stone o in vetro con allunghe in nobilitato, piani in nobilitato con allunghe nella stessa finitura.



Giove CB4739-D 120 extending table | metal P15 matt black, matt ceramic P6C black oxide, *tavolo allungabile | metallo P15 nero opaco, ceramica opaca P6C ossido nero.* **On the previous and next page Nella pagina precedente e a fianco: Giove CB4739-D 120** extending table | metal P38M matt lava, melamine P3CW travertino, *tavolo allungabile | metallo P38M lava opaco, nobilitato P3CW travertino* **Hedra CB2355** chairs | metal P38M matt lava, Etienne fabric T3B ivory, *sedie | metallo P38M lava opaco, tessuto Etienne T3B avorio* **Vully CB7277-B** rug | recycled polyester rust brown melange, *tappeto | poliestere riciclato melange ruggine.*



EASY

x-tension

SEMI-AUTOMATIC EXTENSION extendable table with semi-automatic mechanism; the extensions are easily aligned with the top by gliding on special runners.

ALLUNGA SEMI-AUTOMATICA *tavolo allungabile con meccanismo semi automatico; le allunghe vengono posizionate agevolmente traslando su apposite guide.*



Giove CB4739-D 120 extending table | metal P38M matt lava, melamine P14E botticino greige, tavolo allungabile | metallo P38M lava opaco, nobilitato P14E botticino greige **Forma CB2354** chairs | metal P38M matt lava, faux leather Harry T3L tabacco, sedie | metallo P38M lava opaco, similpelle Harry T3L tabacco **Vully CB7277-D** rug | recycled polyester hemp melange, tappeto | poliesteri riciclati melange canapa.







Giove CB4739-D 120 extending table | metal P38M matt lava, melamine P15E patagonia brown, tavolo allungabile | metallo P38M lava opaco, nobilitato P15E patagonia brown **Flair CB2357** armchairs | metal P38M matt lava, faux leather Harry T3J mud brown, sedie con braccioli | metallo P38M lava opaco, similpelle Harry T3J fango **Pof CB5207-MTO** ottomans | Cros fabric SYQ blue, pink, pouf | tessuto Cros SYQ blu **Vully CB7277-C** rug | recycled polyester sage melange, tappeto | poliestere riciclato melange salvia.





Giove CB4739-D 120 extending table | metal P38M matt lava, melamine P3BW arabescato, *tavolo allungabile* | metallo P38M lava opaco, nobilitato P3BW arabescato **NY Anniversary CB2335-MTO** chair | metal P38M matt lava, Etienne fabric T3G rust brown, *sedia* | metallo P38M lava opaco, tessuto Etienne T3G ruggine **App CB5212** coat stands / hangers | beech P132 graphite, metal P15 matt black, *appendiabiti* | faggio P132 faggio grafite, metallo P15 nero opaco **Vully CB7277-B** rug | recycled polyester rust brown melange, *tappeto* | poliestere riciclato melange ruggine.



Giove CB4739-D 120 extending table | metal P151 matt hemp, melamine P13E clay, *tavolo allungabile* | metallo P151 canapa opaco, nobilitato P13E creta **Cozy Mid CB2308** chairs | metal P151 matt hemp, Cros fabric SKZ sand, *sedie* | metallo P151 canapa opaco, tessuto Cros SKZ sabbia **Vully CB7277-C** rug | recycled polyester sand melange, *tappeto* | poliestere riciclato melange sabbia.









Giove CB4739-D 120 extending table | metal P15 matt black, glossy ceramic P2C white marble, *tavolo allungabile* | metallo P15 nero opaco, *ceramica lucida P2C marmo bianco* **Desy CB2312** chairs | metal P15 matt black, Cros fabric SKZ sand, *sedie* | metallo P15 nero opaco, *tessuto Cros SKZ sabbia* **Vully CB7277-C** rug | recycled polyester grey melange, *tappeto* | poliestere riciclato melange grigio.




Giove CB4739-E 140 extending table | metal P15 matt black, matt ceramic P5C salt white, *tavolo allungabile* | metallo P15 nero opaco, ceramica opaca P5C sale **Tuka CB1999** chairs | metal P15 matt black, Cros fabric SKZ sand, *sedie* | metallo P15 nero opaco, tessuto Cros SKZ sabbia.



Giove Plus

Giove is versatile for any occasion: with a simple gesture — the ceramic top rotates and the extension leaves align, switching from 140 to 205 cm. Stylish design, intuitive functionality. *Giove si trasforma per accogliere ogni occasione: con un semplice gesto — il piano in ceramica ruota e le allunghe si allineano, passando da 140 a 205 cm. Design elegante, funzionalità intuitiva.*

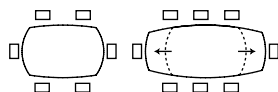
Base/Frame — *Basamento/Struttura*



Top — *Piano*



Dimensions — *Dimensioni*




CB4866-E 140
140(205)x90

MAGIC
x-tension

Tops and extensions in the same finish.
Piani e allunghe nella stessa finitura.



On the previous page Nella pagina precedente: Giove Plus CB4866-E 140 extending table | metal P15 matt black, glossy ceramic P2C white marble, tavolo allungabile | metallo P15 nero opaco, ceramica lucida P2C marmo bianco **Atlas CB2333-S** chairs with removable cover and flexible backrest | metal P15 matt black, Enil fabric SYS ivory, sedie sfoderabili con schienale flessibile | metallo P15 nero opaco, tessuto Enil SYS avorio **Vully CB7277-C** rug | recycled polyester sage melange, tappeto | poliestere riciclato melange salvia.



MAGIC
x-tension

AUTOMATIC EXTENSION automatic and simultaneous extending mechanism of both extension leaves.

ALLUNGA AUTOMATICA meccanismo di allunga automatico e simultaneo delle due allunghie.

Giove Plus CB4866-E 140 extending table | metal P15 matt black, matt ceramic P24C arenaria, tavolo allungabile | metallo P15 nero opaco, ceramica opaca P24C arenaria **Betty CB2334** chairs | metal P15 matt black, Etienne fabric T3C sand, sedie | metallo P15 nero opaco, tessuto Etienne T3C sabbia **Vully CB7277-C** rug | recycled polyester grey melange, tappeto | poliestere riciclato melange grigio.







Giove Plus CB4866-E 140 extending table | metal P15 matt black, matt ceramic P34C arenaria brown, *tavolo allungabile* | metallo P15 nero opaco, ceramica opaca P34C arenaria brown
Pad CB2336 chairs | metal P15 matt black, Etienne fabric T3G rust brown, *sedie* | metallo P15 nero opaco, tessuto Etienne T3G ruggine **Vully CB7277-B** rug | recycled polyester rust brown melange, *tappeto* | poliestere riciclato melange ruggine.

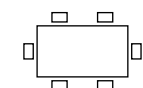
Iron

Fixed table with an essential design, with an entirely metallic frame — and thin lines that enhance the purity of the shapes. A minimal and versatile aesthetic, perfect for modern and contemporary environments. *Tavolo fisso dal design essenziale, con struttura interamente metallica — e linee sottili che esaltano la purezza delle forme. Un'estetica minimale e versatile, perfetta per ambienti moderni e contemporanei.*

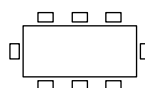
Legs/Top — Gambe/Piano



Dimensions — Dimensioni



CB4809-FR 160
160x90



CB4809-FR 200
200x100



Iron CB4809-FR 160 non-extending table | metal P94 matt optic white, tavolo fisso | metallo P94 bianco ottico opaco **Tuka CB2126** home office chair | aluminium P94 matt optic white, polypropylene P94 matt optic white, sedia home office | alluminio P94 bianco ottico opaco, polipropilene P94 bianco ottico opaco **Pof CB5207** ottoman | Cros fabric SLD saffron yellow, pouf | tessuto Cros SLD zafferano.

Lord

Essentially designed table with practical rotation extension mechanism, ideal for modern — and versatile spaces. Conical legs in metal or wood and ceramic top, ideal for contemporary kitchens and living rooms. *Tavolo dal design essenziale con pratico meccanismo di allunga a rotazione, ideale per spazi moderni — e versatili. Gambe coniche in metallo o legno e piano in ceramica, ideale per cucine e living contemporanei.*


Legs — Gambe



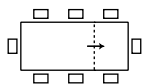
Frame — Struttura



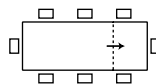
Top — Piano



Dimensions — Dimensioni



CB4832-R 130
130(190)x85




CB4832-R 160
160(220)x85

EASY
x-tension

Tops and extensions in the same finish.
Piani e allunghe nella stessa finitura.



Lord CB4832-R 160 extending table | metal P15 matt black, matt ceramic P5C salt white, *tavolo allungabile | metallo P15 nero opaco, ceramica opaca P5C sale* **On the previous and next page Nella pagina precedente e a fianco: Lord CB4832-R 160** extending table | metal P38M matt lava, matt ceramic P34C arenaria brown, *tavolo allungabile | metallo P38M lava opaco, ceramica opaca P34C arenaria brown* **Ops! CB2310** chairs | metal P38M matt lava, 100% recycled polypropylene P67P matt terracotta, *sedie | metallo P38M lava opaco, polipropilene riciclato 100% P67P terracotta opaco* **Vully CB7277-B** rug | recycled polyester rust brown melange, *tappeto | poliestere riciclato melange ruggine.*



EASY
x-tension

SEMI-AUTOMATIC EXTENSION extendable table with semi-automatic mechanism; the extensions are easily aligned with the top by gliding on special runners.

ALLUNGA SEMI-AUTOMATICA tavolo allungabile con meccanismo semi automatico; le allunghe vengono posizionate agevolmente traslando su apposite guide.



Lord **CB4832-R 160** extending table | beech P12 smoke, matt ceramic P24C arenaria, tavolo allungabile | faggio P12 smoke, ceramica opaca P24C arenaria **Tuka CB1994** chair | beech P12 smoke, Cros fabric SKZ sand, sedia | faggio P12 smoke, tessuto Cros SKZ sabbia **Pof CB5207-MTO** ottomans | Cros fabric SYQ blue, pouf | tessuto Cros SYQ blu **App CB5212** coat stands / hangers | beech P132 graphite, metal P15 matt black, appendiabiti | faggio P132 faggio grafite, metallo P15 nero opaco **Vully CB7277-B** rug | recycled polyester hemp melange, tappeto | poliestere riciclato melange canapa.

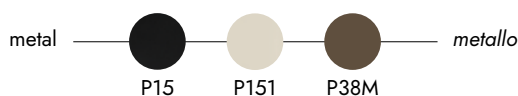




Master

Table with ceramic top that combines style — and functionality: with a fluid movement the top moves, leaving room for the melamine folding extension leaf. Metal base with adjustable feet. *Tavolo con piano in ceramica che unisce stile — e funzionalità: con un movimento fluido il piano trasla, lasciando spazio all'allunga a libro in nobilitato. Basamento in metallo con piedini regolabili.*

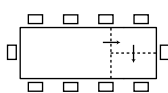
Legs/Frame — Gambe/Struttura



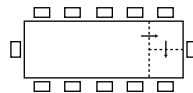
Top — Piano



Dimensions — Dimensioni



CB4867-R 160
160(240)x90



CB4867-R 200
200(280)x100

EASY
x-tension

Ceramic tops and melamine extensions.
Piani in ceramica con allunghe in nobilitato.



On the previous page Nella pagina precedente:

Master CB4867-R 200 extending table | metal P15 matt black, matt ceramic P33C noir désir, tavolo allungabile | metallo P15 nero opaco, ceramica opaca P33C noir désir
Tuka Mid CB2183 chairs | metal P15 matt black, Cros fabric SKZ sand, sedie | metallo P15 nero opaco, tessuto Cros SKZ sabbia
Vully CB7277-B rug | recycled polyester hemp melange, tappeto | poliestere riciclato melange canapa.



EASY
x-tension

SEMI-AUTOMATIC EXTENSION extendable table with semi-automatic mechanism; the extensions are easily aligned with the top by gliding on special runners.

ALLUNGA SEMI-AUTOMATICA tavolo allungabile con meccanismo semi automatico; le allunghe vengono posizionate agevolmente traslando su apposite guide.

Master CB4867-R 200 extending table | metal P151 matt hemp, matt ceramic P24C arenaria, tavolo allungabile | metallo P151 canapa opaco, ceramica opaca P24C arenaria **Atlas CB2333-S** chairs with removable cover and flexible backrest | metal P151 matt hemp, Enil fabric SYT sand, sedie sfoderabili con schienale flessibile | metallo P151 canapa opaco, tessuto Enil SYT sabbia **Vully CB7277-B** rug | recycled polyester hemp melange, tappeto | poliestere riciclato melange canapa.



Master CB4867-R 200 extending table | metal P151 matt hemp, matt ceramic P24C arenaria, tavolo allungabile | metallo P151 canapa opaco, ceramica opaca P24C arenaria **Atlas CB2333-S** chairs with removable cover and flexible backrest | metal P151 matt hemp, Enil fabric SYT sand, sedie sfoderabili con schienale flessibile | metallo P151 canapa opaco, tessuto Enil SYT sabbia **Vully CB7277-B** rug | recycled polyester hemp melange, tappeto | poliestere riciclato melange canapa.





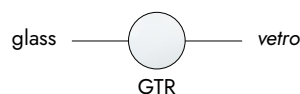
Mikado fix

Table with stylish wooden base and glass top. Sharp lines — and sculptural design that enhance every environment, combining transparency, stability and strong aesthetic personality. *Tavolo con elegante base in legno e piano in vetro. Linee decise — e design scultoreo che valorizzano ogni ambiente, unendo trasparenza, stabilità e forte personalità estetica.*

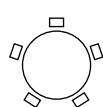
Base — *Basamento*



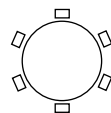
Top — *Piano*



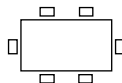
Dimensions — *Dimensioni*



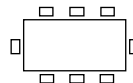
CB4728-FD 120
Ø 120



CB4728-FD 140
Ø 140



CB4728-FR 160
160x90



CB4728-FR 180
180x90


Mikado CB4728-FD 140 non-extending table | beech P201 walnut, tempered glass GTR transparent, tavolo fisso | faggio P201 noce, vetro temprato GTR trasparente **Tuka CB2117** chairs | beech P201 walnut, Mat fabric SLJ sand, sedie | faggio P201 noce, tessuto Mat SLJ sabbia **Pof CB5207** ottoman | Cros fabric SLD saffron yellow, pouf | tessuto Cros SLD zafferano.



Mikado extendable

Extendable table with melamine top and crossed wooden base. Sharp and contemporary design, — ideal for modern environments, which blends aesthetics and functionality. *Tavolo allungabile piano in nobilitato e base incrociata in legno. Design deciso e contemporaneo, — ideale per ambienti moderni, unisce estetica e funzionalità.*

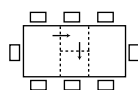
Base — *Basamento*



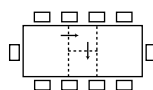
Top — *Piano*



Dimensions — *Dimensioni*



CB4789-R 130
130(180)x90



CB4789-R 160
160(210)x90



Tops and extensions in the same finish.
Piani e allunghe nella stessa finitura.

Mikado CB4789-R 160 extending table | beech P15 matt black, melamine P47W tobacco oak, *tavolo allungabile* | *faggio* P15 nero opaco, nobilitato P47W rovere tabacco **New York CB1022** chairs | metal P15 matt black, Vintage faux leather SOB tobacco, *sedie* | metallo P15 nero opaco, *similpelle* Vintage SOB tabacco.



Mikado CB4789-R 160 extending table | beech P15 matt black, melamine P47W tobacco oak, *tavolo allungabile* | *faggio P15 nero opaco, nobilitato P47W rovere tabacco* **New York CB1022** chairs | metal P15 matt black, Vintage faux leather SOB tobacco, *sedie* | *metallo P15 nero opaco, similpelle Vintage SOB tabacco*.



EASY

x-tension

SEMI-AUTOMATIC EXTENSION extendable table with semi-automatic mechanism; the extensions are easily aligned with the top by gliding on special runners.

ALLUNGA SEMI-AUTOMATICA tavolo allungabile con meccanismo semi automatico; le allunghe vengono posizionate agevolmente traslando su apposite guide.



Orion

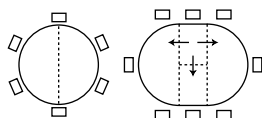
Table with an exclusive character — with a base in curved sheet metal with fluid lines and ceramic, glass or glass stone tops that combine elegance and strength. A sophisticated design, designed for those looking for style and quality. Available round, rectangular or barrel shaped.

Tavolo dal carattere esclusivo — con basamento in lamiera curvata dalle linee fluide e piani in ceramica, vetro o glass stone che uniscono eleganza e resistenza. Un design sofisticato, pensato per chi cerca stile e qualità.

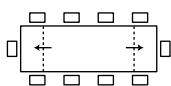
Disponibile tondo, rettangolare o sagomato.

Dimensions — Dimensioni

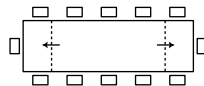
EASY
x-tension



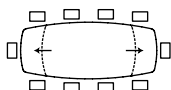
CB4865-D 140
140(190)x140



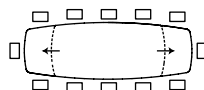
CB4865-R 160
160(200)(240)x90



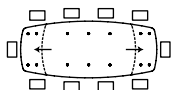
CB4865-R 200
200(250)(300)x100



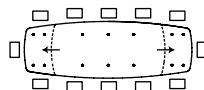
CB4865-S 165
165(202,5)(240)x100



CB4865-S 200
200(247,5)(295)x100



CB4865-SG 165
165(202,5)(240)x100



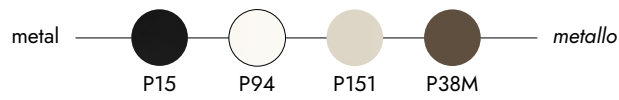
CB4865-SG 200
200(247,5)(295)x100



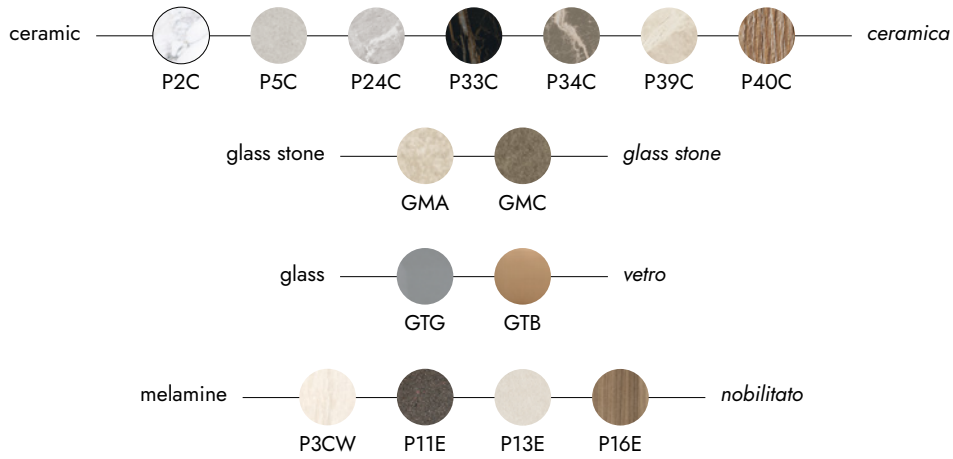
Here and on the previous page **Qui e nella pagina precedente: Orion**
CB4865-S 165 extending table | metal P15 matt black, matt ceramic P40C naturalis,
tavolo allungabile | metallo P15 nero opaco, ceramica opaca P40C naturalis **Atlas**
CB2333-S MTO chairs with removable cover and flexible backrest | metal P15 matt
black, Etienne fabric T3G rust brown, sedie sfoderabili con schienale flessibile |
metallo P15 nero opaco, tessuto Etienne T3G ruggine **Vully CB7277-D** rug | recycled
polyester hemp melange, tappeto | poliestere riciclato melange canapa.



Base/Frame — Basamento/Struttura



Top — Piano



Tops and extensions in the same finish. **CB4865-D 140** ceramic tops and laminate extensions - melamine tops and extensions in the same finish.
Piani e allunghe nella stessa finitura. CB4865-D 140 piani in ceramica con allunghe in laminato - piani in nobilitato con allunghe nella stessa finitura.

Orion CB4865-SG 200 extending table | metal P15 matt black, tempered glass GTG smoke grey, *tavolo allungabile | metallo P15 nero opaco, vetro temprato GTG grigio fumè* **Ops! CB2311** armchairs | metal P15 matt black, 100% recycled polypropylene P67P matt terracotta, *sedie con braccioli | metallo P15 nero opaco, polipropilene riciclato 100% P67P terracotta opaco* **Vully CB7277-D** rug | recycled polyester rust brown melange, *tappeto | poliestere riciclato melange ruggine.*







Orion CB4865-S 200 extending table | metal P38M matt lava, glossy ceramic P2C white marble, *tavolo allungabile* | metallo P38M lava opaco, *ceramica lucida P2C marmo bianco* **Atlas CB2333-S** chairs with removable cover and flexible backrest | metal P38M matt lava, Enil fabric SYS ivory, *sedie sfoderabili con schienale flessibile* | metallo P38M lava opaco, *tessuto Enil SYS avorio* **Vully CB7277-B** rug | recycled polyester hemp melange, *tappeto* | poliestere riciclato melange canapa.



Orion CB4865-R 200 extending table | metal P15 matt black, matt ceramic P33C noir désir, *tavolo allungabile | metallo P15 nero opaco, ceramica opaca P33C noir désir* **Tuka Mid Hole CB2306** chairs | metal P15 matt black, Cros fabric SLA taupe, *sedie | metallo P15 nero opaco, tessuto Cros SLA tortora* **Vully CB7277-B** rug | recycled polyester grey melange, *tappeto | poliestere riciclato melange grigio.*



EASY

x-tension

SEMI-AUTOMATIC EXTENSION extendable table with semi-automatic mechanism; the extensions are easily aligned with the top by gliding on special runners.

ALLUNGA SEMI-AUTOMATICA tavolo allungabile con meccanismo semi automatico; le allunghe vengono posizionate agevolmente traslando su apposite guide.



Orion CB4865-R 200 extending table | metal P151 matt
hemp, matt ceramic P24C arenaria, *tavolo allungabile* |
metallo P151 canapa opaco, ceramica opaca P24C arenaria
Academy CB2137-MTO chairs | metal P151 matt hemp, Cros
fabric SKZ sand, *sedie* | *metallo P151 canapa opaco, tessuto*
Cros SKZ sabbia.





Orion CB4865-R 160 extending table | metal P38M matt lava, matt ceramic P34C arenaria brown, tavolo allungabile | metallo P38M lava opaco, ceramica opaca P34C arenaria brown **Tuka Mid CB2183** chairs | metal P38M matt lava, Enil fabric SYT sand, sedie | metallo P38M lava opaco, tessuto Enil SYT sabbia **Tuka Mid Hole CB2306** chairs | metal P38M matt lava, Enil fabric SYT sand, sedie | metallo P38M lava opaco, tessuto Enil SYT sabbia **Vully CB7277-B** rug | recycled polyester sand melange, tappeto | poliestere riciclato melange sabbia.









Orion CB4865-D 140 extending table | metal P94 matt optic white, glossy ceramic P2C white marble, *tavolo allungabile* | metallo P94 bianco ottico opaco, ceramica lucida P2C marmo bianco **Tuka Mid Hole CB2306** chairs | metal P94 matt optic white, Enil fabric SYS ivory, *sedie* | metallo P94 bianco ottico opaco, tessuto Enil SYS avorio **Cover CB6108-1** cabinet | lacquered P45L matt Platino, metal P15 matt black, *mobile* | laccato P45L Platino opaco, metallo P15 nero opaco **Vully CB7277-C** rug | recycled polyester sand melange, *tappeto* | poliestere riciclato melange sabbia.

Orion CB4865-D 140 extending table | metal P15 matt black, matt ceramic P40C naturalis, *tavolo allungabile* | metallo P15 nero opaco, *ceramica opaca P40C naturalis* **Cozy CB2135** chairs | metal P15 matt black, Cros fabric SLD saffron, *sedie* | metallo P15 nero opaco, *tessuto Cros SLD zafferano* **App CB5212** coat stands, hangers | beech P132 graphite, metal P15 matt black, *appendiabiti* | faggio P132 faggio grafite, metallo P15 nero opaco **Vully CB7277-C** rug | recycled polyester grey melange, *tappeto* | poliestere riciclato melange grigio.

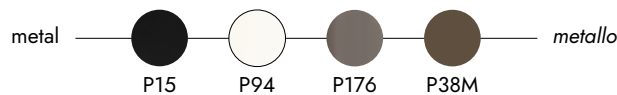




Pentagon


Kitchen table with an essential and contemporary design, — characterised by a metal base and melamine, ceramic or glass stone tops. The clean lines and slim profile make it suitable for modern and functional spaces. It's available in different sizes and comes with practical manual extension leaves. *Tavolo da cucina dal design essenziale e contemporaneo, — caratterizzato da un basamento in metallo e da piani in nobilitato, ceramica o glass stone. Le linee pulite e il profilo sottile lo rendono adatto a spazi moderni e funzionali. È proposto in diverse dimensioni ed è dotato di pratiche allunghe manuali.*

Legs/Frame — Gambe/Struttura

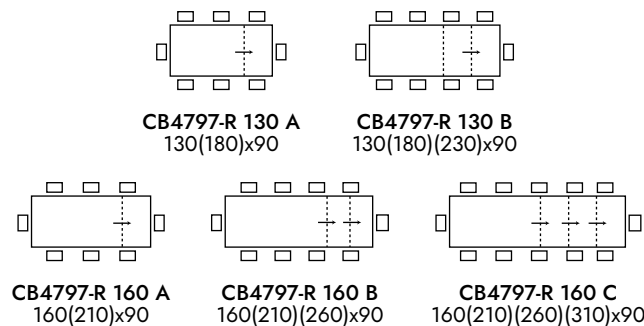


MANUAL
x-tension

Top — Piano



Dimensions — Dimensioni



Ceramic and glass stone tops and melamine extensions, melamine tops and extensions in the same finish.
Piani in ceramica e glass stone con allunghe in nobilitato, piani in nobilitato con allunghe nella stessa finitura.



On the previous page Nella pagina precedente:

Pentagon CB4797-R 160 B extending table | metal P94 matt optic white, matt ceramic P5C salt white, *tavolo allungabile* | metallo P94 bianco ottico opaco, ceramica opaca P5C sale **Academy CB2137** chairs | metal P8L matt thyme green, 100% recycled polypropylene P8L matt thyme green, *sedie* | metallo P8L timo opaco, polipropilene riciclato 100% P8L timo opaco **App CB5212** coat stands, hangers | beech P132 graphite, metal P15 matt black, *appendiabiti* | faggio P132 faggio grafite, metallo P15 nero opaco.



MANUAL
x-tension

MANUAL EXTENSION extendable table with manual mechanism; the extensions are manually lifted and aligned with the top.

ALLUNGA MANUALE tavolo allungabile con meccanismo manuale; le allunghe vengono sollevate e posizionate all'altezza del piano principale.

Pentagon CB4797-R 160 A extending table | metal P15 matt black, melamine P50W oxide bronze, tavolo allungabile | metallo P15 nero opaco, nobilitato P50W bronzo ossido **Tuka Soft CB2161** chairs | metal P15 matt black, Mat fabric SLK camel brown, sedie | metallo P15 nero opaco, tessuto Mat SLK cammello **Tuka CB1995** stools | metal P15 matt black, Cros fabric SLG thyme green, sgabelli | metallo P15 nero opaco, tessuto Cros SLG timo **Pof CB5207** ottoman | Mat fabric SLJ sand, pouf | tessuto Mat SLJ sabbia.



Pentagon CB4797-R 160 B extending table | metal P94 matt optic white, melamine P13E clay, *tavolo allungabile* | metallo P94 bianco ottico opaco, nobilitato P13E creta **New York CB1022** chairs | metal P94 matt optic white, Vintage faux leather SOX hemp, *sedie* | metallo P94 bianco ottico opaco, similpelle Vintage SOX canapa **Vully CB7277-B** rug | recycled polyester sand melange, *tappeto* | poliestere riciclato melange sabbia.





Pentagon CB4797-R 160 A extending table | metal P38M matt lava, matt ceramic P40C naturalis, tavolo allungabile | metallo P38M lava opaco, ceramica opaca P40C naturalis
Lisca CB2348 chairs | metal P38M matt lava, Cros fabric SLC lemon, sedie | metallo P38M lava opaco, Cros SLC limone
Vully CB7277-D rug | recycled polyester sage melange, tappeto | poliestere riciclato melange salvia.






Pentagon Fast

Fast variant with ceramic top and book-type folding extending mechanism. It integrates an elegant — and durable extension leaf, maintaining clean lines and immediate functionality. Ideal for modern kitchens that require practicality and aesthetics. *Variante Fast con piano e allunga a libro in ceramica. Integra un'estensione elegante — e resistente, mantenendo linee pulite e funzionalità immediata. Ideale per cucine moderne che richiedono praticità ed estetica.*

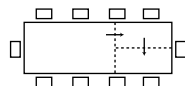
Legs/Frame — Gambe/Struttura



Top — Piano



Dimensions — Dimensioni



CB4800-R 160
160(260)x90



SEMI-AUTOMATIC EXTENSION

extendable table with semi-automatic mechanism; book-type extension leaf.

ALLUNGA SEMI-AUTOMATICA

tavolo allungabile con meccanismo semi automatico; allunga con apertura a libro.

EASY
x-tension

Tops and extensions in the same finish.
Piani e allunghe nella stessa finitura.

Pentagon Fast CB4800-R 160 extending table | metal P15 matt black, matt ceramic P5C salt white, *tavolo allungabile | metallo P15 nero opaco, ceramica opaca P5C sale* **Tuka CB1993** chairs | metal P15 matt black, Mat fabric SLJ sand, *sedie | metallo P15 nero opaco, tessuto Mat SLJ sabbia* **Pof CB5207** ottoman | Mat fabric SLJ sand, *pouf | tessuto Mat SLJ sabbia*.



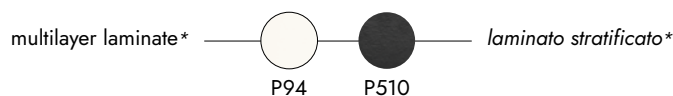
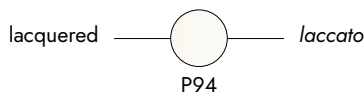
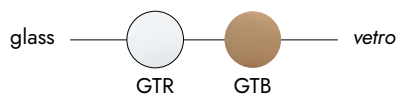
Planet

Modern design table with central metal base and glass, — melamine or HPL tops. Essential lines and versatile style make it ideal for contemporary environments. *Tavolo dal design moderno con basamento centrale in metallo e piani disponibili in vetro, — nobilitato o HPL. Linee essenziali e stile versatile lo rendono ideale per ambienti contemporanei.*

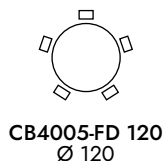
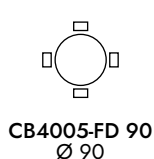
Column/Floor plate — Colonna/Piastra



Top — Piano



Dimensions — Dimensioni



* Laminate (HPL) with black core Laminato stratificato (HPL) con anima nera



On the previous page Nella pagina precedente:
Planet CB4005-FD 120 non-extending table | metal P94
matt optic white, lacquered P94 matt optic white, tavolo fisso |
metallo P94 bianco ottico opaco, laccato P94 bianco ottico
opaco **Tuka CB2134** chairs | metal P94 matt optic white,
100% recycled polypropylene P94 matt optic white, sedie |
metallo, P94 bianco ottico opaco, polipropilene riciclato 100%
P94 bianco ottico opaco.



Planet CB4005-FD 120 metal P38M matt lava, tempered
glass GTB Transparent bronze, metallo P38M lava opaco, vetro
temprato GTB bronzo **Ops! CB2310** chairs | metal P38M matt
lava, 100% recycled polypropylene P67P matt terracotta, sedie |
metallo P38M lava opaco, polipropilene riciclato 100% P67P
terracotta opaco **Vully CB7277-C** rug | recycled polyester sand
melange, tappeto | poliesteri riciclati melange sabbia.





Planet CB4005-FD 120 metal P151 matt hemp, melamine P13E clay, metallo P151 canapa opaco, nobilitato P13E creta **Academy CB1663** chairs | metal P151 matt hemp, polypropylene P151 matt hemp, sedie | metallo P151 canapa opaco, polipropilene P151 canapa opaco **Pof CB5207-MTO** ottomans | Cros fabric SYQ blue, pouf | tessuto Cros SYQ blu **Vully CB7277-C** rug | recycled polyester hemp melange, tappeto | poliestere riciclato melange canapa.



Pod

Table that combines the solidity of wood — with the lightness of glass. Round or barrel-shaped tops made of clear or smoked glass. Refined design and handcrafted details for timeless elegance. *Tavolo che unisce la solidità del legno — alla leggerezza del vetro. Piani sagomati tondi o a botte in vetro trasparente o fumé. Design raffinato e dettagli artigianali per un'eleganza senza tempo.*

Legs/Frame — Gambe/Struttura



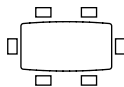
Top — Piano



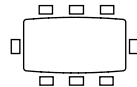
Dimensions — Dimensioni



CB4862-FD 120
Ø 120



CB4862-FB 160
160x98



CB4862-FB 180
180x98





Here and on the previous page **Qui e nella pagina precedente:**
Pod CB4862-FB 160 non-extending table | beech P132 graphite, tempered glass GTG smoke grey, *tavolo fisso* | *faggio P132 grafite, vetro temprato GTG grigio fumè* **Tuka CB2117** chairs | beech P132 graphite, Cros fabric SLD saffron yellow, *sedie* | *faggio P132 grafite, tessuto Cros SLD zafferano* **Cover CB6108-3** cabinet | lacquered P42L matt slate Grey, metal P15 matt black, *mobile* | *laccato P42L ardesia opaco, metallo P15 nero opaco* **Vully CB7277-B** rug | recycled polyester grey melange, *tappeto* | *poliestere riciclato melange grigio*.







Pod CB4862-FD 120 non-extending table | beech P12 smoke, tempered glass GTR transparent, *tavolo fisso* | *faggio P12 smoke, vetro temprato GTR trasparente* **Eide CB2188-A MTO** chairs | beech P12 smoke, Ekos faux leather G8N black, *sedie* | *faggio P12 smoke, similpelle Ekos G8N nero.*



Snap

Compact kitchen table with an melamine top and metal frame, ideal for small spaces. Essential lines — that guarantee practicality, resistance and easy integration in any home environment. *Tavolo da cucina compatto con piano in nobilitato e struttura metallica, ideale per spazi ridotti. Linee essenziali — che garantiscono praticità, resistenza e facile integrazione in ogni ambiente domestico.*

Legs/Frame — Gambe/Struttura



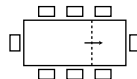
Top — Piano



Dimensions — Dimensioni



CB4085-R 110
110(160)x70



CB4085-R 120
120(180)x80

MANUAL
x-tension

Tops and extensions in the same finish.
Piani e allunghe nella stessa finitura.

Snap CB4085-R 120 extending table | metal P15 matt black, melamine P13E clay, tavolo allungabile | metallo P15 nero opaco, nobilitato P13E creta
Academy CB1664 chairs | metal P15 matt black, polypropylene P15 matt black, sedie | metallo P15 nero opaco, polipropilene P15 nero opaco.



Snap CB4085-R 120 extending table | metal P15 matt black, melamine P11E vulcano, tavolo allungabile | metallo P15 nero opaco, nobilitato P11E vulcano **Argo CB1523** chairs | polypropylene P56P matt soil brown, sedie | polipropilene P56P terra opaco **Vully CB7277-B** rug | recycled polyester sand melange, tappeto | poliesteri riciclati melange sabbia.



MANUAL
x-tension

MANUAL EXTENSION extendable table with manual mechanism; the extensions are manually lifted and aligned with the top.

ALLUNGA MANUALE tavolo allungabile con meccanismo manuale; le allunghe vengono sollevate e posizionate all'altezza del piano principale.



Snap CB4085-R 120 extending table | metal P151 matt hemp, melamine P13E clay, tavolo allungabile | metallo P151 canapa opaco, nobilitato P13E creta **Ops! CB2310** chairs | metal P151 matt hemp, Cros fabric SLC lemon, sedie | metallo P151 canapa opaco, tessuto Cros SLC limone **Vully CB7277-B** rug | recycled polyester hemp melange, tappeto | poliestere riciclato melange canapa.





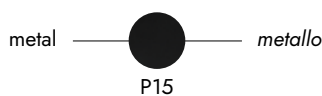
Victor

Table with solid ash wood base with two elements — that create a unique graphic sign. Extendable or shaped rectangular ceramic or glass stone tops for refined elegance. *Tavolo con basamento in frassino massello con due elementi — che disegnano un segno grafico unico. Piani in ceramica o glass stone rettangolari allungabili o sagomati per un'eleganza ricercata. Piedini regolabili.*

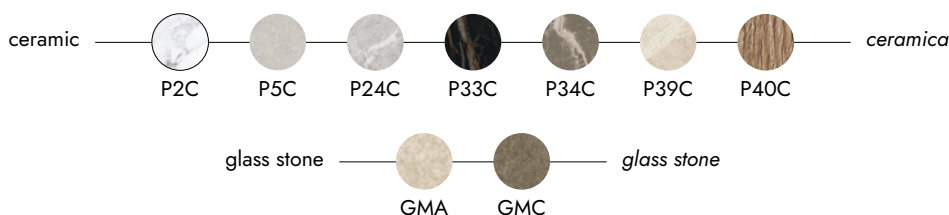
Base/Frame — Basamento/Struttura



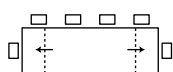
Frame — Struttura



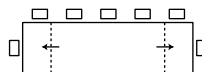
Top — Piano



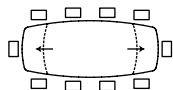
Dimensions — Dimensioni



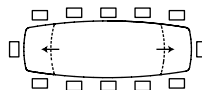
CB4868-R 160
160(200)(240)x90



CB4868-R 200
200(250)(300)x100



CB4868-S 165
165(202,5)(240)x100



CB4868-S 200
200(247,5)(295)x100



Tops and extensions in the same finish.
Piani e allunghe nella stessa finitura.



Victor CB4868-R 200 extending table | ashwood P15L matt black, glossy ceramic P2C white marble, *tavolo allungabile | frassino P15L nero opaco, ceramica lucida P2C marmo bianco* **On the previous and next page Nella pagina precedente e a fianco: Victor CB4868-R 200** extending table | ashwood P15L matt black, matt ceramic P33C noir désir, *tavolo allungabile | frassino P15L nero opaco, ceramica opaca P33C noir désir* **Tuka Mid CB2190-MTO** chairs | ashwood P15L matt black, faux leather Harry T3L tobacco, *sedie | frassino P15L nero opaco, similpelle Harry T3L tabacco* **Vully CB7277-B** rug | recycled polyester rust brown melange, *tappeto | poliestere riciclato melange ruggine.*



EASY

x-tension

SEMI-AUTOMATIC EXTENSION extendable table with semi-automatic mechanism; the extensions are easily aligned with the top by gliding on special runners.

ALLUNGA SEMI-AUTOMATICA tavolo allungabile con meccanismo semi automatico; le allunghe vengono posizionate agevolmente traslando su apposite guide.



Victor CB4868-S 200 extending table | ashwood P12 smoke, glossy ceramic P39C diamond cream, *tavolo allungabile* | *frassino P12 smoke, ceramica lucida P39C diamond cream* **Talks CB2141** chairs | beech P12 smoke, Cros fabric SKZ sand, *sedie* | *faggio P12 smoke, tessuto Cros SKZ sabbia* **Vully CB7277-D** rug | recycled polyester hemp melange, *tappeto* | *poliestere riciclato melange canapa*.





Cocktail

Contract tables suitable for outdoor use, — available in two heights and with round or square tops. Ideal for bar spaces, they combine stability, versatility and essential design to furnish modern and functional environments. *Tavolini contract adatti ad uso esterno, — disponibili in due altezze e con piani tondi o quadrati. Ideali per spazi bar, uniscono stabilità, versatilità e design essenziale per arredare ambienti moderni e funzionali.*

Column/Floor plate — Colonna/Piastra



Top — Piano



Dimensions — Dimensioni



CB4759-B 40



CB4760-B 40



CB4759-B 56



CB4760-B 55



CB4759-A 40



CB4760-A 40



* Laminate (HPL) with black core Laminato stratificato (HPL) con anima nera

Cocktail CB4759-B 56 table base | metal P94 matt optic white, *basamento | metallo P94 bianco ottico opaco*
Cocktail CB4762-D80BK top | stratified laminate (HPL) with black core P94 matt optic white, *piano | laminato stratificato (HPL) con anima nera P94 bianco ottico opaco*
Argo CB1523 chairs | polypropylene P94 matt optic white, *sedie | polipropilene P94 bianco ottico opaco.*





CB4759-B 40
Ø40 H73

Suitable for top sizes:
ø from 60 to 70
Adatta per piani di dimensione:
ø da 60 a 70



CB4760-B 40
40x40 H73

Suitable for top sizes:
ø from 60 to 80, or from 60x60 to 80x80
Adatta per piani di dimensione:
ø da 60 a 80, oppure da 60x60 a 80x80



CB4759-B 56
Ø56 H73

Suitable for top sizes:
ø from 60 to 90,
or from 60x60 to 70x70
Adatta per piani di dimensione:
ø da 60 a 90,
oppure da 60x60 a 70x70



CB4760-B 55
55x55 H73

Suitable for top sizes:
ø from 60 to 90, or from 60x60 to 90x90
Adatta per piani di dimensione:
ø da 60 a 90, oppure da 60x60 a 90x90



CB4759-A 40
Ø40 H109

Suitable for top sizes:
ø from 60 to 70
Adatta per piani di dimensione:
ø da 60 a 70



CB4760-A 40
40x40 H109

Suitable for top sizes:
ø from 60 to 70, or from 60x60 to 70x70
Adatta per piani di dimensione:
ø da 60 a 70, oppure da 60x60 a 70x70

Cocktail tops *Piani Cocktail*

Ø59	Ø69	Ø79	Ø89
CB4762-D60BK	CB4762-D70BK	CB4762-D80BK	CB4762-D90BK
59x59	69x69	79x79	89x89
CB4762-Q60BK	CB4762-Q70BK	CB4762-Q80BK	CB4762-Q90BK

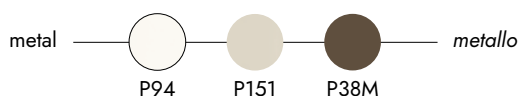


Cocktail CB4760-B 40 table base | metal P15 matt black, basamento | metallo P15 nero opaco **Cocktail CB4762-Q80BK** top | stratified laminate (HPL) with black core P510 slate grey, piano | laminato stratificato (HPL) con anima nera P510 ardesia **Ops! CB2311-E** armchairs | metal P15 matt black, 100% recycled polypropylene P15 matt black, sedie con braccioli | metallo P15 nero opaco, polipropilene riciclato 100% P15 nero opaco.

Artic Console

Elegance and functionality in a single design. — Thanks to the telescopic aluminum runners, it extends from 50 to 300 cm with 5 manual extensions, ideal for many guests even in small spaces. *Eleganza e funzionalità in un unico design. — Grazie alle guide telescopiche in alluminio, si estende da 50 a 300 cm con 5 allunghe manuali, ideale per molti ospiti anche in spazi ridotti.*

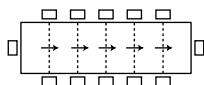
Legs/Frame — Gambe/Struttura



Top — Piano



Dimensions — Dimensioni



CB4855-RC 50
50(100)(150)(200)(250)(300)x90

MANUAL
x-tension

Tops and extensions in the same finish.
Piani e allunghe nella stessa finitura.

Artic Consolle CB4855-RC 50 extending console |
metal P38M matt lava, melamine P11E vulcano, consolle
allungabile | metallo P38M, lava opaco, nobilitato P11E
vulcano Vully CB7277-B rug | recycled polyester grey
melange, tappeto | poliestere riciclato melange grigio.



Artic Consolle CB4855-RC 50 extending console | metal P94 matt optic white, melamine P13E clay, *consolle allungabile* / metallo P94 bianco ottico opaco, nobilitato P13E creta **Clikclak CB2315** folding chairs | polypropylene P94 matt optic white, *sedie pieghevoli* | polipropilene P94 bianco ottico opaco.



MANUAL
x-tension

MANUAL EXTENSION extendable table with manual mechanism; the extensions are manually lifted and aligned with the top.

ALLUNGA MANUALE tavolo allungabile con meccanismo manuale; le allunghe vengono sollevate e posizionate all'altezza del piano principale.

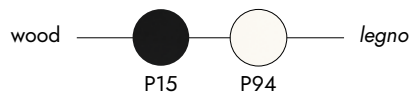


Eminence Console

Extendable console from 50 to 300 cm with manual extensions: from compact element — to maxi table in a few moves. Solid, versatile and ideal for optimising any environment without sacrificing functionality.

Consolle estensibile da 50 a 300 cm con allunghe manuali: da elemento compatto — a maxi tavolo in pochi gesti. Solida, versatile e ideale per ottimizzare ogni ambiente senza rinunciare alla funzionalità.

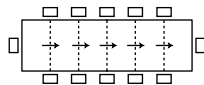
Legs/Frame — Gambe/Struttura



Top — Piano



Dimensions — Dimensioni



CB4724-RC 50
50(100)(150)(200)(250)(300)x90

MANUAL
x-tension

Tops and extensions in the same finish.
Piani e allunghe nella stessa finitura.



Eminence Consolle CB4724-RC 50 extending console | beech P94 matt optic white, melamine P94 matt optic white, consolle allungabile | faggio P94 bianco ottico opaco, nobilitato P94 bianco ottico opaco.

Eminence Console CB4724-RC 50 extending console | beech P15 matt black, melamine P50W oxide bronze, *consolle allungabile | faggio P15 nero opaco, nobilitato P50W bronzo ossido* **On the following page Nella pagina a fianco:**

Eminence Console CB4724-RC 50 extending console | beech P94 matt optic white, melamine P94 matt optic white, *consolle allungabile | faggio P94 bianco ottico opaco, nobilitato P94 bianco ottico opaco* **Pof CB5207** ottomans | Mat fabric SLJ sand, pouf | tessuto Mat SLJ sabbia.



MANUAL
x-tension

MANUAL EXTENSION extendable table with manual mechanism; the extensions are manually lifted and aligned with the top.

ALLUNGA MANUALE tavolo allungabile con meccanismo manuale; le allunghe vengono sollevate e posizionate all'altezza del piano principale.




Magic-J

Convertible coffee table with metal base that, — with a simple move, rises and opens into a practical dining table. Versatile and ideal for those seeking maximum functionality in a small space. *Tavolino da salotto trasformabile con base in metallo che, — con un semplice gesto, si solleva e si apre diventando un pratico tavolo da pranzo. Versatile e ideale per chi desidera massima funzionalità in poco spazio.*

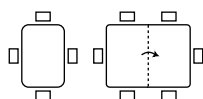
Base/Frame — *Basamento/Struttura*



Top — *Piano*



Dimensions — *Dimensioni*



CB5041-A
115x75(150) H74(46)



SEMI-AUTOMATIC EXTENSION extendable table with semi-automatic mechanism; the extensions are easily aligned with the top by gliding on special runners.
ALLUNGA SEMI-AUTOMATICA tavolo allungabile con meccanismo semi automatico; le allunghe vengono posizionate agevolmente traslando su apposite guide.

EASY
x-tension



Magic-J CB5041-A multi-purpose table | metal P94 matt optic white, melamine P13E clay, *tavolino trasformabile* | metallo P94 bianco ottico opaco, nobilitato P13E creta **Vully CB7277-B** rug | recycled polyester sand melange, tappeto | poliestere riciclato melange sabbia.



Mascotte

Convertible coffee table with wooden frame and top, — which with a simple move rises and opens into a comfortable dining table. Elegant, practical and perfect for optimising any space. *Tavolino da salotto trasformabile con struttura e piano in legno, — che con un semplice gesto si solleva e si apre diventando un comodo tavolo da pranzo. Elegante, pratico e perfetto per ottimizzare ogni spazio.*

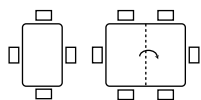
Base/Top — Basamento/Piano



EASY
x-tension



Dimensions — Dimensioni



CB490
105x70(140) H74(32,5)



SEMI-AUTOMATIC EXTENSION extendable table with semi-automatic mechanism; the extensions are easily aligned with the top by gliding on special runners.
ALLUNGA SEMI-AUTOMATICA tavolo allungabile con meccanismo semi automatico; le allunghe vengono posizionate agevolmente traslando su apposite guide.

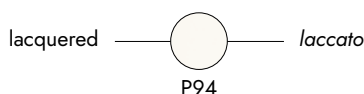


Mascotte CB490 multi-purpose table | beech P132 graphite, tavolino trasformabile | faggio P132 grafite **Vully CB7277-B** rug | recycled polyester grey melange, tappeto | poliestere riciclato melange grigio.

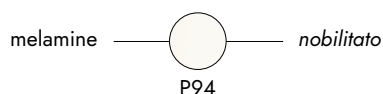
Quadro

Folding wall small table, ideal for creating a practical desk — or small kitchen table in small spaces. It opens easily and, when closed, remains discreet and tidy thanks to the integrated shelf. *Tavolino pieghevole da muro, ideale per ricavare una pratica scrivania — o un piccolo tavolo da cucina in spazi ridotti. Si apre con facilità e, da chiuso, rimane discreto e ordinato grazie alla mensola integrata.*

Frame — *Struttura*



Top — *Piano*



Shelf — *Alzatina*




Dimensions — *Dimensioni*



CB08-A
90x14,5(60) H62




Quadro CB08-A folding table | lacquered P94 matt optic white, melamine P94 matt optic white, metal P8L matt thyme green, tavolo pieghevole | laccato P94 bianco ottico opaco, nobilitato P94 bianco ottico opaco, metallo P8L timo opaco **Academy CB2144** chair | metal P94 matt optic white, 100% recycled polypropylene P8L matt thyme green, sedia | metallo P94 bianco ottico opaco, polipropilene riciclato 100% P8L timo opaco.



App

Floor-standing hangers with an essential design, — characterised by a wooden frame with a metal base. Stable and functional to adapt to any environment. *Appendiabiti da terra dal design essenziale, — caratterizzato da una struttura in legno con base in metallo. Stabile e funzionale per adattarsi a ogni ambiente.*

Base — *Basamento*



Column/Hooks — *Colonna/Ganci*



Dimensions — *Dimensioni*



CB5212
Ø45 H166





App CB5212 coat stands, hangers | beech P132 graphite, metal P15 matt black, *appendiabiti* / *faggio P132 faggio grafite, metallo P15 nero opaco*
Tuka CB1995 stool | metal P15 matt black, Cros fabric SLD saffron yellow, *sgabello* | metallo P15 nero opaco, tessuto Cros SLD zafferano.

Cek

Rug available in rectangular or round version, — characterised by a modern geometric pattern. Soft, durable and easy to clean. *Tappeto disponibile in versione rettangolare o tonda, — caratterizzato da un pattern geometrico moderno. Morbido, resistente e facile da pulire.*


Frame — *Struttura*

polypropylene/polyester —  polipropilene/poliestere

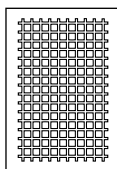
shades of beige/white
tonalità di beige/bianco

Machine made woven rug - 60% polypropylene 40% polyester
Tappeto tessuto a macchina - 60% polipropilene 40% poliestere

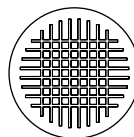
Dimensions — *Dimensioni*



CB7257-A
240x160



CB7257-B
300x200



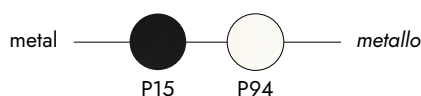
CB7257-C
Ø240




Ciop

Tables with dynamic shaped design. The thin metal base — draws essential and soft lines, for a modern and sparkling look. Perfect next to the sofa, armchair or as a bedside table in the room. *Tavolini dalle forme dinamiche e sagomate. La base in sottile metallo — disegna linee essenziali e leggere, creando un look moderno e frizzante. Perfetti accanto al divano, alla poltrona o come comodino in camera.*

Frame — *Struttura*



Top — *Piano*



Dimensions — *Dimensioni*



Ciop CB5225-G - CB5225-P coffee tables | metal
P15 matt black, lacquered P15 matt black, tavolini fissi |
metallo P15 nero opaco, laccato P15 nero opaco.



Ciop CB5225-X CB5225-P coffee tables | metal P94 matt optic white, matt ceramic P24C arenaria, tavolini fissi | metallo P94 bianco ottico opaco, ceramica opaca P24C arenaria **Reef CB3441-MTO** armchair | Enil fabric SYS ivory, poltrona | tessuto Enil SYS avario **Vully CB7277-C** rug | recycled polyester sand melange, tappeto | poliestere riciclato melange sabbia. **On the following page Nella pagina a fianco: Ciop CB5225-G CB5225-P** coffee tables | metal P15 matt black, matt ceramic P33C noir désir, tavolini fissi | metallo P15 nero opaco, ceramica opaca P33C noir désir **Reef CB3441-MTO** armchair | Mat fabric SYP blue, poltrona | tessuto Mat SYP blu **Cover CB6108-3** cabinet | lacquered P42L matt slate Grey, metal P15 matt black, mobile | laccato P42L ardesia opaco, metallo P15 nero opaco **Vully CB7277-B** rug | recycled polyester grey melange, tappeto | poliestere riciclato melange grigio.





Cover

A family of matt lacquered sideboards with a metal base — and internal glass shelves. Available in three variants. Tray top that adds a touch of uniqueness and lightness. *Famiglia di madie laccate opache con basamento in metallo — e ripiani interni in vetro. Disponibili in tre varianti. Top superiore a vassoio che aggiunge un tocco di originalità e leggerezza.*

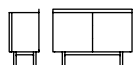
Base — Base



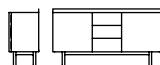
Frame/Top/Doors/Drawers — Struttura/Top/Ante/Cassetti



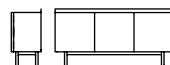
Dimensions — Dimensioni



CB6108-1
123x50 H79



CB6108-2
168x50 H79



CB6108-3
183x50 H79



Cover CB6108-1 cabinet | lacquered P45L matt Platinum, metal
P15 matt black, mobile | laccato P45L Platino opaco, metallo
P15 nero opaco **Vully CB7277-C** rug | recycled polyester sand
melange, tappeto | poliesteri riciclati melange sabbia.



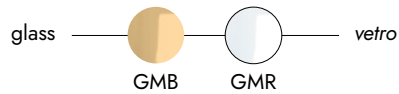
Cover CB6108-3 cabinet | lacquered P42L matt slate Grey, metal P15 matt black, *mobile* | *laccato P42L ardesia opaco*, metallo P15 nero opaco **Reef CB3441-MTO** armchair | Mat fabric SYP blue, *poltrona* | *tessuto Mat SYP blu* **Ciop CB5225-G CB5225-P** coffee tables | metal P15 matt black, matt ceramic P33C noir désir, *tavolini fissi* | metallo P15 nero opaco, *ceramica opaca P33C noir désir* **Vully CB7277-B** rug | recycled polyester grey melange, *tappeto* | *poliestere riciclato melange grigio*.



Inciso

Two-dimensional shaped mirrors — with surface engravings that create dynamic shapes. *Specchi sagomati in due dimensioni — con incisioni superficiali che creano forme dinamiche.*

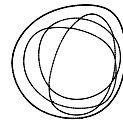
Mirror — Specchio



Dimensions — Dimensioni



CB5231-G
70x180



CB5231-P
100x100



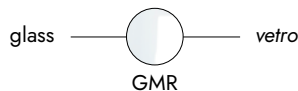
Inciso CB5231-P mirror | glass GMB bronze
mirror, specchio | vetro GMB specchio bronzo.



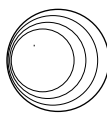
Lune

Round mirror with concentric engravings that create — an elegant play of depth and reflections. A simple decorative element with an essential design. *Specchio rotondo con incisioni concentriche che creano — un elegante gioco di profondità e riflessi. Un elemento decorativo semplice dal design essenziale.*

Mirror — *Specchio*



Dimensions — *Dimensioni*



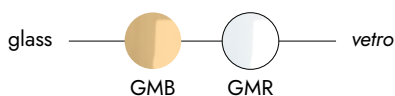
CB5074
Ø 90



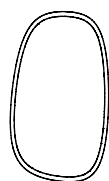
Mir

Mirror with perimeter bevelling — and organic shaped profile, available in two sizes. The soft and irregular lines enhance the brilliance of the surface. *Specchio con bisellatura perimetrale — e profilo dalle forme organiche, disponibile in due dimensioni. Le linee morbide e irregolari esaltano la brillantezza della superficie.*

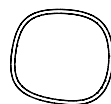
Mirror — Specchio



Dimensions — Dimensioni



CB5233-G
87x150



CB5233-P
90x84



Mir CB5233-G mirror | glass GMB bronze mirror,
specchio | vetro GMB specchio bronzo.



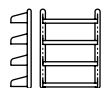
Shelfy

Wall-mounted bookcase with an essential — and contemporary design with metal uprights and shelves. The shelves can be repositioned to adapt to any size. *Libreria a parete dal design essenziale — e contemporaneo con montanti e ripiani in metallo. I ripiani sono riposizionabili per adattarsi ad ogni ingombro.*

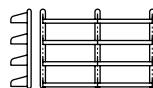
Frame — *Struttura*



Dimensions — *Dimensioni*



CB6106-C2
94x29 H122



CB6106-C6
184x29 H122



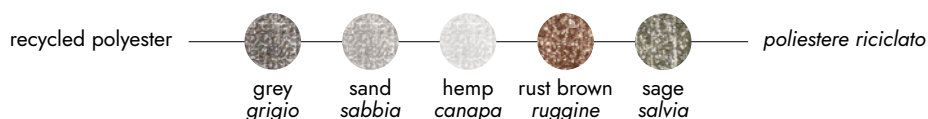
Shelfy CB6106-C6 bookcase | metal P15 matt
black, libreria | metallo P15 nero opaco.

Vully

Decorative rug available in five colours — and in rectangular, round or shaped shapes. The soft texture confers elegance and warmth to the rooms, adapting with versatility to living spaces, dining rooms or bedrooms.

Tappeto decorativo disponibile in cinque colori — e in forme rettangolare, tonda o sagomata. La texture tenue dona eleganza e calore agli ambienti, adattandosi con versatilità a spazi living, dining o camere da letto.

Frame — *Struttura*




Machine made woven rug - 85% recycled polyester 15% polyester
Tappeto tessuto a macchina - 85% poliesteri riciclati 15% poliesteri

Dimensions — *Dimensioni*



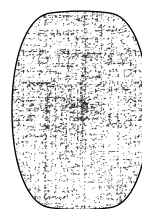
CB7277-A
160x230



CB7277-B
200x290



CB7277-C
Ø240



CB7277-D
220x350





Vully CB7277-C rug | recycled polyester hemp melange,
tappeto | poliestere riciclato melange canapa Cover CB6108-1
cabinet | lacquered P45L matt Platinum, metal P15 matt black,
mobile | laccato P45L Platino opaco, metallo P15 nero opaco.

Contents

alphabetical index *indice alfabetico*
252 — 254

numerical index *indice numerico*
255 — 256

Sommario

sizes *misure*
257 — 259

finishing materials *finiture materiali*
260 — 271

Alphabetical index

non-extending tables *tavoli fissi*



COCKTAIL
CB4759-FD
66 — 69



DIX
CB4804-FD
72 — 75



ELLISSE
CB4858-FE
76 — 83



IRON
CB4809-FR
138 — 139



MIKADO
CB4728-FD
152 — 153



MIKADO
CB4728-FR
152 — 153



PLANET
CB4005-FD
186 — 191



POD
CB4862-FB
192 — 197



POD
CB4862-FD
192 — 197



CONTRACT TABLE
COCKTAIL
210 — 213

extending tables *tavoli allungabili*



ARTIC
CB4855-R
18 — 37



ARTIC FAST
CB4860-R
38 — 43



BAND METAL
CB4857-R
44 — 51



BAND WOOD
CB4857-R
52 — 57



BARON
CB4010-R
58 — 61



BOLD
CB4795-R
62 — 65



DINE
CB4094-R
70 — 71



ELLISSE
CB4858-R
76 — 83



ELLISSE
CB4858-S
76 — 83



EMINENCE METAL
CB4724-R
84 — 87



EMINENCE WOOD
CB4724-R
88 — 91



EMINENCE EVO
CB4856-R
92 — 97



FRAC
CB4875-D
98 — 103



GATE
CB4088-R
104 — 107



GEMINI
CB4873-R
108 — 115



GEMINI
CB4873-S/SG
108 — 115



GIOVE
CB4739-D
116 — 131



GIOVE
CB4739-E
116 — 131



GIOVE PLUS
CB4866-E
132 — 137



LORD
CB4832-R
140 — 145



MASTER
CB4867-R
146 — 151



MIKADO
CB4789-R
154 — 157



ORION
CB4865-R
158 — 175



ORION
CB4865-S/SG
158 — 175



ORION
CB4865-D
158 — 175



PENTAGON
CB4797-R
176 — 183



PENTAGON FAST
CB4800-R
184 — 185



SNAP
CB4085-R
198 — 203



VICTOR
CB4868-R
204 — 209



VICTOR
CB4868-S
204 — 209

**consoles,
multipurpose tables
*consolle pieghevoli,
tavolini trasformabili***



ARTIC CONSOLE
CB4855-RC 50
214 — 217



EMINENCE CONSOLE
CB4724-RC 50
218 — 221



MAGIC-J
CB5041-A
222 — 223



MASCOTTE
CB490
224 — 225



QUADRO
CB08-A
226 — 227

occasionals
complementi



APP
CB5212
228 — 229



CEK
CB7257-A
230 — 231



CEK
CB7257-B
230 — 231



CEK
CB7257-C
230 — 231



CIOP
CB5225-G
232 — 235



CIOP
CB5225-P
232 — 235



CIOP
CB5225-X
232 — 235



INCISO
CB5231-G
240 — 241



INCISO
CB5231-P
240 — 241



LUNE
CB5074
242 — 243



MIR
CB5233-G
244 — 245



MIR
CB5233-P
244 — 245



VULLY
CB7277-A
248 — 249



VULLY
CB7277-B
248 — 249



VULLY
CB7277-C
248 — 249



VULLY
CB7277-D
248 — 249

**bookcases,
cabinets**
librerie, mobili



COVER
CB6108-1
236 — 239



COVER
CB6108-2
236 — 239



COVER
CB6108-3
236 — 239



SHELFY
CB6106
246 — 247

Numerical index

non-extending tables *tavoli fissi*

CB4005-FD 90	Planet	186-191
CB4005-FD 120	Planet	186-191
CB4728-FD 120	Mikado fix	152-153
CB4728-FD 140	Mikado fix	152-153
CB4728-FR 160	Mikado fix	152-153
CB4728-FR 180	Mikado fix	152-153
CB4759-FD 90	Cocktail home	66-69
CB4759-FD 120	Cocktail home	66-69
CB4804-FD 90	Dix	72-75
CB4804-FD 120	Dix	72-75
CB4809-FR 160	Iron	138-139
CB4809-FR 200	Iron	138-139
CB4858-FE 200	Ellisse	76-83
CB4862-FB 160	Pod	192-197
CB4862-FB 180	Pod	192-197
CB4862-FD 120	Pod	192-197

extending tables *tavoli allungabili*

CB4010-R 130	Baron	58-61
CB4010-R 160	Baron	58-61
CB4085-R 110	Snap	198-203
CB4085-R 120	Snap	198-203
CB4088-R 180	Gate	104-107
CB4088-R 220	Gate	104-107
CB4094-R 110	Dine	70-71
CB4094-R 120	Dine	70-71
CB4724-R 110 A	Eminence metal	84-87
CB4724-R 130 A	Eminence metal	84-87
CB4724-R 160 A	Eminence metal	84-87
CB4724-R 130 B	Eminence metal	84-87
CB4724-R 160 B	Eminence metal	84-87
CB4724-R 160 C	Eminence metal	84-87

CB4724-R 130 A	Eminence wood	88-91
CB4724-R 160 A	Eminence wood	88-91
CB4724-R 130 B	Eminence wood	88-91
CB4724-R 160 B	Eminence wood	88-91
CB4724-R 160 C	Eminence wood	88-91
CB4739-D 120	Giove	116-131
CB4739-E 140	Giove	116-131
CB4789-R 130	Mikado extendable	154-157
CB4789-R 160	Mikado extendable	154-157
CB4795-R 160	Bold	62-65
CB4797-R 130 A	Pentagon	176-183
CB4797-R 160 A	Pentagon	176-183
CB4797-R 130 B	Pentagon	176-183
CB4797-R 160 B	Pentagon	176-183
CB4797-R 160 C	Pentagon	176-183
CB4800-R 160	Pentagon Fast	184-185
CB4832-R 130	Lord	140-145
CB4832-R 160	Lord	140-145
CB4855-R 110 A	Artic	18-37
CB4855-R 130 A	Artic	18-37
CB4855-R 160 A	Artic	18-37
CB4855-R 130 B	Artic	18-37
CB4855-R 160 B	Artic	18-37
CB4855-R 160 C	Artic	18-37
CB4856-R 110 A	Eminence Evo	92-97
CB4856-R 130 A	Eminence Evo	92-97
CB4856-R 160 A	Eminence Evo	92-97
CB4856-R 130 B	Eminence Evo	92-97
CB4856-R 160 B	Eminence Evo	92-97
CB4856-R 160 C	Eminence Evo	92-97
CB4857-R 160	Band metal	44-51
CB4857-R 180	Band metal	44-51
CB4857-R 220	Band metal	44-51
CB4857-R 160	Band wood	52-57
CB4857-R 180	Band wood	52-57
CB4857-R 220	Band wood	52-57
CB4858-R 160	Ellisse	76-83
CB4858-R 200	Ellisse	76-83
CB4858-S 165	Ellisse	76-83
CB4858-S 200	Ellisse	76-83
CB4860-R 160	Artic Fast	38-43
CB4865-D 140	Orion	158-175
CB4865-R 160	Orion	158-175
CB4865-R 200	Orion	158-175

CB4865-S 165	Orion	158-175
CB4865-S 200	Orion	158-175
CB4865-SG 165	Orion	158-175
CB4865-SG 200	Orion	158-175
CB4866-E 140	Giove Plus	132-137
CB4867-R 160	Master	146-151
CB4867-R 200	Master	146-151
CB4868-R 160	Victor	204-209
CB4868-R 200	Victor	204-209
CB4868-S 165	Victor	204-209
CB4868-S 200	Victor	204-209
CB4873-R 160	Gemini	108-115
CB4873-R 200	Gemini	108-115
CB4873-S 165	Gemini	108-115
CB4873-S 200	Gemini	108-115
CB4873-SG 165	Gemini	108-115
CB4873-SG 200	Gemini	108-115
CB4875-D 125	Frac	98-103

contract tables *tavoli contract*

CB4759-A 40	Cocktail	210-213
CB4759-B 40	Cocktail	210-213
CB4759-B 56	Cocktail	210-213
CB4760-A 40	Cocktail	210-213
CB4760-B 40	Cocktail	210-213
CB4760-B 55	Cocktail	210-213
CB4762-D60BK	Cocktail	210-213
CB4762-D70BK	Cocktail	210-213
CB4762-D80BK	Cocktail	210-213
CB4762-D90BK	Cocktail	210-213
CB4762-Q60BK	Cocktail	210-213
CB4762-Q70BK	Cocktail	210-213
CB4762-Q80BK	Cocktail	210-213
CB4762-Q90BK	Cocktail	210-213

consoles and multi-purpose tables *consolle allungabili e tavolini trasformabili*

CB08-A	Quadro	226-227
CB490	Mascotte	224-225
CB4724-RC 50	Eminence Consolle	218-221
CB4855-RC 50	Artic Consolle	214-217
CB5041-A	MagicJ	222-223

bookcases, cabinets *librerie, mobili*

CB6106-C2	Shelfy	246-247
CB6106-C6	Shelfy	246-247
CB6108-1	Cover	236-239
CB6108-2	Cover	236-239
CB6108-3	Cover	236-239

occasionals *complementi*

CB5074	Lune	242-243
CB5212	App	228-229
CB5225-G	Ciop	232-235
CB5225-P	Ciop	232-235
CB5225-X	Ciop	232-235
CB5231-G	Inciso	240-241
CB5231-P	Inciso	240-241
CB5233-G	Mir	244-245
CB5233-P	Mir	244-245
CB7257-A	Cek	230-231
CB7257-B	Cek	230-231
CB7257-C	Cek	230-231
CB7277-A	Vully	248-249
CB7277-B	Vully	248-249
CB7277-C	Vully	248-249
CB7277-D	Vully	248-249

Sizes

NAME — NOME	CODE — CODICE	CM	INCHES
NON-EXTENDING TABLES — TAVOLI FISSI			
Cocktail	CB4759-FD 90	L90 P90 H76(73)	W35½ D35½ H30(28¾)
Cocktail	CB4759-FD 120	L120 P120 H76(73)	W47¼ D47¼ H30(28¾)
Dix	CB4804-FD 90	L90 P90 H76(73)	W35½ D35 ½ H30(28¾)
Dix	CB4804-FD 120	L120 P120 H76(73)	W47¼ D47 ¼ H30(28¾)
Ellisse	CB4858-FE 200	L200 P100 H75(69)	W78¾ D39 ¾ H29¾(27¼)
Iron	CB4809-FR 160	L160 P90 H75(72)	W63 D35 ½ H29¾(28¾)
Iron	CB4809-FR 200	L200 P100 H75(72)	W78¾ D39 ¾ H29¾(28¾)
Mikado	CB4728-FD 120	L120 P120 H76(75)	W47¼ D47 ¼ H30(29¾)
Mikado	CB4728-FD 140	L140 P140 H76(75)	W55½ D55 ½ H30(29¾)
Mikado	CB4728-FR 160	L160 P90 H76(75)	W63 D35 ½ H30(29¾)
Mikado	CB4728-FR 180	L180 P90 H76(75)	W70¾ D35 ½ H30(29¾)
Planet	CB4005-FD 90	L90 P90 H76(73,5)	W35½ D35 ½ H30(29)
Planet	CB4005-FD 120	L120 P120 H76(73,5)	W47¼ D47 ¼ H30(29)
Pod	CB4862-FD 120	L120 P120 H75(66)	W47¼ D47 ¼ H29¾(26)
Pod	CB4862-FB 160	L160 P98 H75(66)	W63 D38 ⅝ H29¾(26)
Pod	CB4862-FB 180	L180 P98 H75(66)	W70¾ D38 ⅝ H29¾(26)
EXTENDING TABLES — TAVOLI ALLUNGABILI			
Artic	CB4855-R 110 A	L110(155) P70 H76(66,5)	W43¾(61½) D27 ⅝ H30(26¼)
Artic	CB4855-R 130 A	L130(180) P90 H76(66,5)	W51¼(70¾) D35 ½ H30(26¼)
Artic	CB4855-R 160 A	L160(210) P90 H76(66,5)	W63(82¾) D35 ½ H30(26¼)
Artic	CB4855-R 130 B	L130(180)(230) P90 H76(66,5)	W51¼(70¾)(90¾) D35 ½ H30(26¼)
Artic	CB4855-R 160 B	L160(210)(260) P90 H76(66,5)	W63(82¾)(102¾) D35 ½ H30(26¼)
Artic	CB4855-R 160 C	L160(210)(260)(310) P90 H76(66,5)	W63(82¾)(102¾)(122½) D35 ½ H30(26¼)
Artic Fast	CB4860-R 160	L160(260) P90 H76(66,5)	W63(102¾) D35 ½ H30(26¼)
Band	CB4857-R 160	L160(220) P90 H75(65)	W63(86¾) D35 ½ H29¾(25¾)
Band	CB4857-R 180	L180(240) P100 H75(65)	W70¾(94½) D39 ¾ H29¾(25¾)
Band	CB4857-R 220	L220(280) P100 H75(65)	W86¾(110¼) D39 ¾ H29¾(25¾)
Baron	CB4010-R 130	L130(190) P85 H75(67)	W51¼(74¾) D33 ½ H29¾(26½)
Baron	CB4010-R 160	L160(220) P85 H75(67)	W63(86¾) D33 ½ H29¾(26½)
Bold	CB4795-R 160	L160(210)(260)(310) P90 H76(69)	W63(82¾)(102¾)(122½) D35 ½ H30(27¼)
Dine	CB4094-R 110	L110(150) P70 H75(65,5)	W43¾(59½) D27 ⅝ H29¾(25¾)
Dine	CB4094-R 120	L120(170) P80 H75(65,5)	W47¼(67) D31 ½ H29¾(25¾)
Ellisse	CB4858-R 160	L160(200)(240) P90 H77(65)	W63(78¾)(94½) D35 ½ H30¾(25¾)
Ellisse	CB4858-R 200	L200(250)(300) P100 H77(65)	W78¾(98½)(118½) D39 ¾ H30¾(25¾)
Ellisse	CB4858-S 165	L165(202,5)(240) P100 H77(65)	W65(79¾)(94½) D39 ¾ H30¾(25¾)
Ellisse	CB4858-S 200	L200(247,5)(295) P100 H77(65)	W78¾(97½)(116¼) D39 ¾ H30¾(25¾)
Eminence	CB4724-R 110 A	L110(155) P70 H76(66,5)	W43¾(61½) D27 ⅝ H30(26¼)
Eminence	CB4724-R 130 A	L130(180) P90 H76(66,5)	W51¼(70¾) D35 ½ H30(26¼)
Eminence	CB4724-R 160 A	L160(210) P90 H76(66,5)	W63(82¾) D35 ½ H30(26¼)
Eminence	CB4724-R 130 B	L130(180)(230) P90 H76(66,5)	W51¼(70¾)(90¾) D35 ½ H30(26¼)
Eminence	CB4724-R 160 B	L160(210)(260) P90 H76(66,5)	W63(82¾)(102¾) D35 ½ H30(26¼)
Eminence	CB4724-R 160 C	L160(210)(260)(310) P90 H76(66,5)	W63(82¾)(102¾)(122½) D35 ½ H30(26¼)

NAME — NOME	CODE — CODICE	CM	INCHES
Eminence Evo	CB4856-R 110 A	L110(155) P70 H76(66,5)	W43 $\frac{3}{8}$ (61 $\frac{1}{8}$) D27 $\frac{3}{8}$ H30(26 $\frac{1}{4}$)
Eminence Evo	CB4856-R 130 A	L130(180) P90 H76(66,5)	W51 $\frac{1}{4}$ (70 $\frac{7}{8}$) D35 $\frac{1}{2}$ H30(26 $\frac{1}{4}$)
Eminence Evo	CB4856-R 160 A	L160(210) P90 H76(66,5)	W63(82 $\frac{3}{4}$) D35 $\frac{1}{2}$ H30(26 $\frac{1}{4}$)
Eminence Evo	CB4856-R 130 B	L130(180)(230) P90 H76(66,5)	W51 $\frac{1}{4}$ (70 $\frac{7}{8}$)(90 $\frac{3}{8}$) D35 $\frac{1}{2}$ H30(26 $\frac{1}{4}$)
Eminence Evo	CB4856-R 160 B	L160(210)(260) P90 H76(66,5)	W63(82 $\frac{3}{4}$)(102 $\frac{3}{8}$) D35 $\frac{1}{2}$ H30(26 $\frac{1}{4}$)
Eminence Evo	CB4856-R 160 C	L160(210)(260)(310) P90 H76(66,5)	W63(82 $\frac{3}{4}$)(102 $\frac{3}{8}$)(122 $\frac{3}{8}$) D35 $\frac{1}{2}$ H30(26 $\frac{1}{4}$)
Frac	CB4875-D 125	L125(184,5) P125 H76(66)	W49 $\frac{1}{4}$ (72 $\frac{3}{4}$) D49 $\frac{1}{4}$ H30(26)
Gate	CB4088-R 180	L180(240) P100 H75(65)	W70 $\frac{7}{8}$ (94 $\frac{1}{2}$) D39 $\frac{3}{8}$ H29 $\frac{3}{8}$ (25 $\frac{3}{8}$)
Gate	CB4088-R 220	L220(280) P100 H75(65)	W86 $\frac{3}{8}$ (110 $\frac{1}{4}$) D39 $\frac{3}{8}$ H29 $\frac{3}{8}$ (25 $\frac{3}{8}$)
Gemini	CB4873-R 160	L165(200)(240) P90 H77(69)	W63(78 $\frac{3}{4}$)(94 $\frac{1}{2}$) D35 $\frac{1}{2}$ H30 $\frac{3}{8}$ (27 $\frac{1}{4}$)
Gemini	CB4873-R 200	L200(250)(300) P100 H77(69)	W78 $\frac{3}{4}$ (98 $\frac{1}{2}$)(118 $\frac{1}{8}$) D39 $\frac{3}{8}$ H30 $\frac{3}{8}$ (27 $\frac{1}{4}$)
Gemini	CB4873-S 165	L165(202,5)(240) P100 H77(69)	W65(79 $\frac{3}{4}$)(94 $\frac{1}{2}$) D39 $\frac{3}{8}$ H30 $\frac{3}{8}$ (27 $\frac{1}{4}$)
Gemini	CB4873-S 200	L200(247,5)(295) P100 H77(69)	W78 $\frac{3}{4}$ (97 $\frac{1}{2}$)(116 $\frac{1}{4}$) D39 $\frac{3}{8}$ H30 $\frac{3}{8}$ (27 $\frac{1}{4}$)
Gemini	CB4873-SG 165	L165(202,5)(240) P100 H77,5(69)	W65(79 $\frac{3}{4}$)(94 $\frac{1}{2}$) D39 $\frac{3}{8}$ H30 $\frac{3}{8}$ (27 $\frac{1}{4}$)
Gemini	CB4873-SG 200	L200(247,5)(295) P100 H77,5(69)	W78 $\frac{3}{4}$ (97 $\frac{1}{2}$)(116 $\frac{1}{4}$) D39 $\frac{3}{8}$ H30 $\frac{3}{8}$ (27 $\frac{1}{4}$)
Giove	CB4739-D 120	L120(165) P120 H75(61)	W47 $\frac{1}{4}$ (65) D47 $\frac{1}{4}$ H29 $\frac{3}{8}$ (24 $\frac{3}{8}$)
Giove	CB4739-E 140	L140(190) P100 H75(61)	W55 $\frac{1}{8}$ (74 $\frac{3}{8}$) D39 $\frac{3}{8}$ H29 $\frac{3}{8}$ (24 $\frac{3}{8}$)
Giove Plus	CB4866-E 140	L140(205) P90 H76(63,5)	W55 $\frac{1}{8}$ (80 $\frac{3}{4}$) D35 $\frac{1}{2}$ H30(25)
Lord	CB4832-R 130	L130(190) P85 H75(67)	W51 $\frac{1}{4}$ (74 $\frac{3}{8}$) D33 $\frac{1}{2}$ H29 $\frac{3}{8}$ (26 $\frac{1}{2}$)
Lord	CB4832-R 160	L160(220) P85 H75(67)	W63(86 $\frac{3}{8}$) D33 $\frac{1}{2}$ H29 $\frac{3}{8}$ (26 $\frac{1}{2}$)
Master	CB4867-R 160	L160(240) P90 H76(67)	W63(94 $\frac{1}{2}$) D35 $\frac{1}{2}$ H30(26 $\frac{1}{2}$)
Master	CB4867-R 200	L200(280) P100 H76(67)	W78 $\frac{3}{4}$ (110 $\frac{1}{4}$) D39 $\frac{3}{8}$ H30(26 $\frac{1}{2}$)
Mikado	CB4789-R 130	L130(180) P90 H76(69)	W51 $\frac{1}{4}$ (70 $\frac{7}{8}$) D35 $\frac{1}{2}$ H30(27 $\frac{1}{4}$)
Mikado	CB4789-R 160	L160(210) P90 H76(69)	W63(82 $\frac{3}{4}$) D35 $\frac{1}{2}$ H30(27 $\frac{1}{4}$)
Orion	CB4865-D 140	L140(190) P140 H78(62,5)	W55 $\frac{1}{8}$ (74 $\frac{3}{8}$) D55 $\frac{1}{8}$ H30 $\frac{3}{4}$ (24 $\frac{3}{8}$)
Orion	CB4865-R 160	L160(200)(240) P90 H76,5(68,5)	W63(78 $\frac{3}{4}$)(94 $\frac{1}{2}$) D35 $\frac{1}{2}$ H30 $\frac{3}{8}$ (27)
Orion	CB4865-R 200	L200(250)(300) P100 H76,5(68,5)	W78 $\frac{3}{4}$ (98 $\frac{1}{2}$)(118 $\frac{1}{8}$) D39 $\frac{3}{8}$ H30 $\frac{3}{8}$ (27)
Orion	CB4865-S 165	L165(202,5)(240) P100 H77(68,5)	W65(79 $\frac{3}{4}$)(94 $\frac{1}{2}$) D39 $\frac{3}{8}$ H30 $\frac{3}{8}$ (27)
Orion	CB4865-S 200	L200(247,5)(295) P100 H77(68,5)	W78 $\frac{3}{4}$ (97 $\frac{1}{2}$)(116 $\frac{1}{4}$) D39 $\frac{3}{8}$ H30 $\frac{3}{8}$ (27)
Orion	CB4865-SG 165	L165(202,5)(240) P100 H77(68,5)	W65(79 $\frac{3}{4}$)(94 $\frac{1}{2}$) D39 $\frac{3}{8}$ H30 $\frac{3}{8}$ (27)
Orion	CB4865-SG 200	L200(247,5)(295) P100 H77(68,5)	W78 $\frac{3}{4}$ (97 $\frac{1}{2}$)(116 $\frac{1}{4}$) D39 $\frac{3}{8}$ H30 $\frac{3}{8}$ (27)
Pentagon	CB4797-R 160 A	L160(210) P90 H76(68)	W63(82 $\frac{3}{4}$) D35 $\frac{1}{2}$ H30(26 $\frac{7}{8}$)
Pentagon	CB4797-R 130 A	L130(180) P90 H76(68)	W51 $\frac{1}{4}$ (70 $\frac{7}{8}$) D35 $\frac{1}{2}$ H30(26 $\frac{7}{8}$)
Pentagon	CB4797-R 160 B	L160(210)(260) P90 H76(68)	W63(82 $\frac{3}{4}$)(102 $\frac{3}{8}$) D35 $\frac{1}{2}$ H30(26 $\frac{7}{8}$)
Pentagon	CB4797-R 130 B	L130(180)(230) P90 H76(68)	W51 $\frac{1}{4}$ (70 $\frac{7}{8}$)(90 $\frac{3}{8}$) D35 $\frac{1}{2}$ H30(26 $\frac{7}{8}$)
Pentagon	CB4797-R 160 C	L160(210)(260)(310) P90 H76(68)	W63(82 $\frac{3}{4}$)(102 $\frac{3}{8}$)(122 $\frac{3}{8}$) D35 $\frac{1}{2}$ H30(26 $\frac{7}{8}$)
Pentagon Fast	CB4800-R 160	L160(260) P90 H76(68)	W63(102 $\frac{3}{8}$) D35 $\frac{1}{2}$ H30(26 $\frac{7}{8}$)
Snap	CB4085-R 110	L110(160) P70 H76(67,5)	W43 $\frac{3}{8}$ (63) D27 $\frac{5}{8}$ H30(26 $\frac{5}{8}$)
Snap	CB4085-R 120	L120(180) P80 H76(67,5)	W47 $\frac{1}{4}$ (70 $\frac{7}{8}$) D31 $\frac{1}{2}$ H30(26 $\frac{5}{8}$)
Victor	CB4868-R 160	L160(200)(240) P90 H75(68,5)	W63(78 $\frac{3}{4}$)(94 $\frac{1}{2}$) D35 $\frac{1}{2}$ H29 $\frac{3}{8}$ (27)
Victor	CB4868-R 200	L200(250)(300) P100 H75(68,5)	W78 $\frac{3}{4}$ (98 $\frac{1}{2}$)(118 $\frac{1}{8}$) D39 $\frac{3}{8}$ H29 $\frac{3}{8}$ (27)
Victor	CB4868-S 165	L165(202,5)(240) P100 H75(68,5)	W65(79 $\frac{3}{4}$)(94 $\frac{1}{2}$) D39 $\frac{3}{8}$ H29 $\frac{3}{8}$ (27)
Victor	CB4868-S 200	L200(247,5)(295) P100 H75(68,5)	W78 $\frac{3}{4}$ (97 $\frac{1}{2}$)(116 $\frac{1}{4}$) D39 $\frac{3}{8}$ H29 $\frac{3}{8}$ (27)
CONTRACT TABLES — TAVOLI CONTRACT			
Cocktail	CB4759-B 40	L40 P40 H73	W15 $\frac{3}{4}$ D15 $\frac{3}{4}$ H28 $\frac{3}{4}$
Cocktail	CB4759-B 56	L56 P56 H73	W22 $\frac{1}{8}$ D22 $\frac{1}{8}$ H28 $\frac{3}{4}$
Cocktail	CB4759-A 40	L40 P40 H109	W15 $\frac{3}{4}$ D15 $\frac{3}{4}$ H43
Cocktail	CB4760-B 40	L40 P40 H73	W15 $\frac{3}{4}$ D15 $\frac{3}{4}$ H28 $\frac{3}{4}$
Cocktail	CB4760-B 55	L55 P55 H73	W21 $\frac{3}{4}$ D21 $\frac{3}{4}$ H28 $\frac{3}{4}$
Cocktail	CB4760-A 40	L40 P40 H109	W15 $\frac{3}{4}$ D15 $\frac{3}{4}$ H43
Cocktail	CB4762-D60BK	L59 P59 H1	W23 $\frac{1}{4}$ D23 $\frac{1}{4}$ H0 $\frac{1}{2}$
Cocktail	CB4762-D70BK	L69 P69 H1	W27 $\frac{1}{4}$ D27 $\frac{1}{4}$ H0 $\frac{1}{2}$
Cocktail	CB4762-D80BK	L79 P79 H1	W31 $\frac{1}{8}$ D31 $\frac{1}{8}$ H0 $\frac{1}{2}$
Cocktail	CB4762-D90BK	L89 P89 H1	W35 $\frac{1}{8}$ D35 $\frac{1}{8}$ H0 $\frac{1}{2}$

NAME — NOME	CODE — CODICE	CM	INCHES
Cocktail	CB4762-Q60BK	L59 P59 H1	W23¼ D23¼ H0½
Cocktail	CB4762-Q70BK	L69 P69 H1	W27¼ D27¼ H0½
Cocktail	CB4762-Q80BK	L79 P79 H1	W31½ D31½ H0½
Cocktail	CB4762-Q90BK	L89 P89 H1	W35½ D35½ H0½
CONSOLES, MULTI-PURPOSE TABLES — CONSOLLE PIEGHEVOLI, TAVOLINI TRASFORMABILI			
Artic Consolle	CB4855-RC 50	L50(100)(150)(200)(250)(300) P90 H75,5(64)	W19¾(39¾)(59½)(78¾)(98½)(118½) D35½ H29¾(25¼)
Eminence Consolle	CB4724-RC 50	L50(100)(150)(200)(250)(300) P90 H76(66,5)	W19¾(39¾)(59½)(78¾)(98½)(118½) D35½ H30(26¼)
Magic-J	CB5041-A	L115 P75(150) H74(46)	W45¾ D29¾(59¾) H29¼(18½)
Mascotte	CB490	L105 P70(140) H74(32,5)	W41¾ D27¾(55½) H29¼(12¾)
Quadro	CB08-A	L90 P14,5(60) H62	W35½ D5¾(23¾) H24½
OCCASIONALS — COMPLEMENTI			
App	CB5212	L45 P45 H166	W17¾ D17¾ H65¾
Cek	CB7257-A	L240 P160 H1,3	W94½ D63 H0¾
Cek	CB7257-B	L300 P200 H1,3	W118¾ D78¾ H0¾
Cek	CB7257-C	L240 P240 H1,3	W94½ D94½ H0¾
Ciop	CB5225-P	L41 P38,5 H51,5	W16¼ D15¼ H20¾
Ciop	CB5225-G	L70 P66 H38	W27¾ D26 H15
Ciop	CB5225-X	L110 P64 H31	W43¾ D25¼ H12¼
Inciso	CB5231-P	L100 P2 H100	W39¾ D0¾ H39¾
Inciso	CB5231-G	L70 P2 H180	W27¾ D0¾ H70¾
Lune	CB5074	L90 P2,5 H90	W35½ D1 H35½
Mir	CB5233-P	L90 P2 H84	W35½ D0¾ H33¾
Mir	CB5233-G	L87 P2 H150	W34¾ D0¾ H59¾
Vully	CB7277-A	L230 P160 H1,5	W90¾ D63 H0¾
Vully	CB7277-B	L290 P200 H1,5	W114¼ D78¾ H0¾
Vully	CB7277-C	L240 P240 H1,5	W94½ D94½ H0¾
Vully	CB7277-D	L350 P220 H1,5	W137¾ D86¾ H0¾
BOOKCASES, CABINETS — LIBRERIE, MOBILI			
Cover	CB6108-1	L123 P50 H79	W48½ D19¾ H31½
Cover	CB6108-2	L168 P50 H79	W66¼ D19¾ H31½
Cover	CB6108-3	L183 P50 H79	W72½ D19¾ H31½
Shelfy	CB6106-C2	L94 P29 H122	W37½ D11½ H48½
Shelfy	CB6106-C6	L184 P29 H122	W72½ D11½ H48½




All our materials comply with the strictest quality standards. For your pleasure, we have sourced fabrics which are not only delightfully tactile and stain-resistant, but ones which hold their colour over time. Our ceramic tops are exceptionally hard-wearing, easy to clean and utterly hygienic. Our wood is protected with special varnishing processes which create an effective barrier against staining. In addition, Calligaris S.p.a. is FSC certified, meaning that it only uses wood that comes from well-managed forests in compliance with strict environmental, social and economic standards.

Tutti i materiali che utilizziamo rispettano severi standard qualitativi. I tessuti che abbiamo selezionato per voi sono piacevoli al tatto, resistono alle macchie e mantengono inalterati i colori anche dopo molto tempo. I nostri piani in ceramica hanno eccezionali caratteristiche di resistenza, sono facili da pulire e assolutamente igienici. Il legno che utilizziamo viene protetto con speciali cicli di verniciatura che offrono un'efficace barriera contro le macchie. Calligaris S.p.a. è inoltre certificata FSC, il marchio che identifica i prodotti contenenti legno proveniente da foreste gestite in maniera corretta e responsabile secondo rigorosi standard ambientali, sociali ed economici.

Ceramic

Matte finishes
Finiture opache



P321 lead grey *piombo*




P5C salt white *sale*



P6C oxide black *ossido nero*



P24C arenaria



P33C noir desir



P34C arenaria brown

Ceramiche



P40C naturalis

Life-size images of the ceramic tops (200x100 cm).
Immagini in scala reale dei piani in ceramica (200x100cm).

The images shown in this pages are for illustration purposes only and may not be an exact representation of the delivered product.
Le immagini contenute in queste pagine sono da considerarsi solo come esempio e non come riproduzione fedele del prodotto che verrà consegnato.

Glossy finishes
Finiture lucide



P2C white marble *marmo bianco*



P39C diamond cream

Melamine

Life-size image of the melamine-finished tops (160x90 cm).
Immagine in scala reale dei piani in nobilitato (160x90 cm).




P47W tobacco oak *rovere tabacco*




P49W natural oak *rovere naturale*



P50W oxide bronze *bronzio ossido*



P1CW matera



P1WW limo




P3BW arabescato


Nobilitati



P3CW travertino



P11E vulcano



P13E clay creta



P14E botticino greige



P15E patagonia brown



P16E noce

On the Giove model CB4739-D 120 and CB4739-E 140, in melamine finishes P15E patagonia brown and P3BW arabescato, the pattern of the half-tops is not continuous.
Sul modello Giove CB4739-D 120 e CB4739-E 140 nelle finiture in nobilitato P15E patagonia brown e P3BW arabescato il decoro dei semipiani non ha continuità.



On the Frac model CB4875-D 125, in the ceramic finish P33C noir désir, the pattern of the half-tops is not continuous.
Sul modello Frac CB4875-D 125 nella finitura in ceramica P33C noir désir il decoro dei semipiani non ha continuità.



The images shown in this pages are for illustration purposes only and may not be an exact representation of the delivered product.

Le immagini contenute in queste pagine sono da considerarsi solo come esempio e non come riproduzione fedele del prodotto che verrà consegnato.

Finishing materials


Metals *Metalli*




P77
chromed
cromato



P83
satin fin. aluminium
alluminio satinato




P95
satin fin. steel
acciaio satinato



P309
single-layer satin fin. steel
acciaio satinato monostrato




P33L
painted brass
ottone verniciato




P15
matt black
nero opaco



P94
matt optic white
bianco ottico opaco



P151
matt hemp
canapa opaco



P38M
matt lava
lava opaco

Matt finishes *Finiture opache*



P15
matt black
nero opaco



P16
matt grey
grigio opaco



P94
matt optic white
bianco ottico opaco



P176
matt taupe
tortora opaco



P8L
matt thyme green
timo opaco



P42L
matt slate grey
ardesia opaco



P43L
matt mud brown
fango opaco



P45L
matt platinum
platino opaco

Glass / Mirror *Vetri / Specchi*



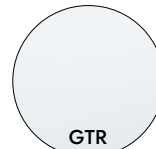
GEW
extraclear
extrachiaro



GTB
transp. bronze
bronzo trasp.



GTG
smoke grey
grigio fumè



GTR
transparent
trasparente



GMB
bronze mirror
specchio bronzo



GMR
mirror
specchio


Ceramic Ceramica

Laminated ceramic-glass *Accoppiato ceramica-vetro*

The ceramic-glass top is a self-holding product manufactured by coupling one ceramic plate (porcelain tile) to a floating glass thanks to a special process carried out in autoclave. The ceramic plate thickness is 3 mm and is coupled with an 8 mm thick glass (for a total of 11 mm). For the P2C finish, the ceramic plate thickness is 6 mm and is coupled with a 6 mm thick glass (for a total of 12 mm). The porcelain tile is a ceramic material obtained using a mixture of stoneware composed by clay and valuable raw materials, which are mixed, body tinted, compacted whilst high pressure is applied and finally fired at 1200 °C. The porcelain tile working surface features exceptional performances in terms of scratch, impact, stain, thermal shock and chemical resistance. It is easy to clean and very hygienic because it does not absorb liquids and does not release harmful substances. *Il top ceramica-vetro è un prodotto autoportante ottenuto accoppiando, con uno speciale procedimento in autoclave, una lastra di ceramica (gres porcellanato) ad un vetro float. Lo spessore della lastra di ceramica è di 3 mm, ed è accoppiata con un vetro di spessore 8 mm (totale 11 mm). Per la finitura P2C lo spessore della lastra di ceramica è di 6 mm, accoppiata con un vetro di spessore 6 mm (totale 12 mm). Il gres porcellanato è un materiale ceramico ottenuto da materie prime di speciale pregio e purezza, macinate e colorate nell'impasto, compattate ad altissima pressione e cotte alla temperatura di 1200 °C. Il piano di lavoro in gres porcellanato offre caratteristiche eccezionali in termini di resistenza ai graffi, agli urti, alle macchie, agli sbalzi termici ed ai prodotti chimici. È facile da pulire ed assolutamente igienico in quanto non assorbe liquidi e non rilascia sostanze nocive.*

Laminated ceramic-wood *Accoppiato ceramica-legno*

The ceramic-wood top is obtained by applying a layer of ceramic (gres porcelain tile) onto a panel made of wooden particles with a special gluing technique. The porcelain tile is a ceramic material obtained using a mixture of stoneware composed by clay and valuable raw materials, which are mixed, body tinted, compacted whilst high pressure is applied and finally fired at 1200 °C. The porcelain tile working surface features exceptional performances in terms of deep abrasion, stain, thermal shock and chemical resistance. It is easy to clean and very hygienic because it does not absorb liquids and does not release harmful substances. *L'accoppiato ceramica-legno è un prodotto ottenuto applicando una lastra di ceramica (gres porcellanato) ad un pannello di particelle di legno con una speciale tecnica di incollaggio. Il gres porcellanato è un materiale ceramico ottenuto da materie prime di speciale pregio e purezza, macinate e colorate nell'impasto, compattate ad altissima pressione e cotte alla temperatura 1200 °C. Il piano di lavoro in gres porcellanato offre caratteristiche eccezionali in termini di resistenza ai graffi, agli urti, alle macchie, agli sbalzi termici ed ai prodotti chimici. È facile da pulire ed assolutamente igienico in quanto non assorbe liquidi e non rilascia sostanze nocive.*



Wood types

Legni

Solid wood *Legno massello*

Obtained by cutting the tree log through a mechanic process. The aesthetic features and grain pattern depend on the wood essence. Solid wood is usually varnished (finishing process) and reproduces the typical essence shades. È ottenuto direttamente dal tronco dell'albero mediante lavorazioni meccaniche. Le particolarità estetiche e di venatura sono caratteristiche dell'essenza legnosa utilizzata. Il legno massello viene finito nelle tonalità tipiche delle varie essenze con una lavorazione di verniciatura (la finitura).

Veneers *Impiallaccature*

Veneer is obtained by using thin sheets of wood with different thicknesses which are taken from the best quality tree logs. Veneer layers are usually glued to a support and then stained accordingly. Veneer increases the quality of the products and delivers an excellent aesthetic result. Si realizzano utilizzando fogli di legno nobile di spessore variabile ricavati direttamente dai tronchi di migliore qualità. Questi vengono poi incollati su vari supporti e finiti nella tonalità di tinta desiderata. Conferiscono grande qualità ai prodotti ed un eccellente risultato estetico.



Laminated finishes *Laminati*

Obtained by pressure gluing various layers of fibrous material soaked in thermosetting resins and spread on the visible layer (plain coloured or patterned) with melamine resins. They are then glued on a wooden grain panel (support). Laminated panels allow a great variety of aesthetic solutions and have excellent stability, resistance to wear and tear, collisions, abrasion and humidity. Sono rivestimenti prefiniti ottenuti incollando a pressione più strati di materiale fibroso impregnato con resine termoindurenti e spalmato sullo strato decorativo (unicolore o stampato) con resine melaminiche. Vengono quindi incollati su un pannello di particelle di legno (supporto). Garantiscono una grande varietà di soluzioni estetiche e ottime caratteristiche di stabilità, resistenza all'usura, agli urti, all'abrasione e all'umidità.

Multilayer laminate tops (hpl) *Laminati stratificati hpl*

This multilayer laminate is a 10 mm thick, self-supporting material formed with different layers of fibrous material absorbed with thermosetting resins and pressed together under high pressure. The external surface of the panel is a decorative laminate made with a base of thermosetting resins. Il laminato stratificato utilizzato è un materiale autoportante di spessore 10mm costituito da più strati di materiale fibroso impregnati con resine termoindurenti e pressati tra loro ad alta pressione. La superficie esterna del pannello è realizzata in laminato decorativo a base di resine termoindurenti.



Melamine finishes (thermal structured surfaces) *Nobilitati (superfici termo-strutturate)*

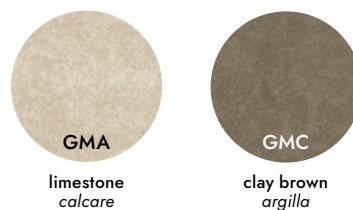
Obtained by gluing plain coloured or patterned sheets which are spread on the visible layer with melamine resins on a wooden grain panel (support). Melamine coated panels allow a great variety of aesthetic solutions, they are durable and have excellent stability and resistance to wear and tear. *Sono rivestimenti prefiniti ottenuti utilizzando carte (unicolori o stampate) impregnate e spalmate sul lato decorativo generalmente con resine melaminiche, che vengono applicati su un pannello di particelle di legno (supporto). Garantiscono una grande varietà di soluzioni estetiche, ottima stabilità e buone caratteristiche di resistenza all'usura e durata nel tempo.*



Glass stone

Text *Testo*

The glass stone top is made of tempered glass with a surface layer of ceramic glaze, fired in an oven at a temperature of 800°C. This technology gives the material characteristics similar to those of ceramic-glass top: resistance to thermal shocks, no discoloration over time, water repellency, resistance to corrosion and scratches. It is easy to clean even when dirty or greasy. *Il piano glass stone è realizzato in vetro temprato con uno strato superficiale di smalto ceramico, fissato in forno ad una temperatura di 800 °C. Questa tecnologia conferisce al materiale caratteristiche analoghe al piano in ceramica-vetro: resistenza agli sbalzi termici, assenza di scolorimento nel tempo, idrorepellente, resistenza alla corrosione e graffi. È facile da pulire anche in presenza di sporco e grasso.*







THEMA S.A.S. DI BIZIOLI D&C

Sede operativa:

Cascina Rubina, 34bis

10046 POIRINO (TO)

Tel. 0119453624

Fax 0119453784

Daniela: 3355292443

Donato: 3491718792

Gabriele: 3491875511

themasedietavoli@gmail.com

www.themasas.com